



































SHELF	TOTAL
Adult	11334
Adult - Fiction	7820
Adult - NON Fiction	3514
Adult Audiobook	412
Adult DVD	1482
Adult Music CD	344
Board Games	22
Deposit Collector	2
English as a Secd	75
Indigenous	1
Juvenile	8986
Juvenile - Board E	596
Juvenile - Easy R	1612
Juvenile - Picture	2829
Juvenile Audiobook	18
Juvenile DVD	384
Juvenile Music CD	47
Launchpads	9
Lucky Day	2
Magazines	57
Nature Kits	6
Playaways	1411
Reference Office	28
Stacks	8
Teen	698
Video Games	320
Total	24286

A SAMPLE, FOR REFERENCE ONLY- PROVIDED BY JONATHAN MORGAN & COMPANY LIMITED

 Niagara Public Library - Stamford Branch									
APPENDIX A : FURNITURE LIST BREAKDOWN									
CHAIRS									
Code	Qty.	Image	Product Details	Proposed Product Image	Proposed Product (Equivalent to item Specified)				
C1	80		4 Leg chair with Hard Wood shell resistant to chemicals, resistant to scratches and wear. Shockproof and unbreakable. Chrome or Powder coated Frame						
C3	5		Task Chair, Mesh Back, Grade 2 Vinyl upholstery. Dual function arms that are height adjustable with arm caps that move front to back are available on both the mesh and fully upholstered versions.						
C3	4		14"H, 100% Recyclable Polypropylene Stool, Easy to wipe and clean, 500 lbs. tested.						
C4	4		16"H, 100% Recyclable Polypropylene Stool, Easy to wipe and clean, 500 lbs. tested						
SOFT-SEATING									
Code	Qty.	Image	Product Details	Proposed Product Image	Proposed Product (Equivalent to item Specified)				
S1	9		28"x28", Square Lounge Chair with tablet and casters. CNC cut CARB compliant plywood frame with nylon casters. Fabric or vinyl covered seating with Polyether foam with low-melt polyether overlay cushion. Environmentally-friendly materials. (Finish selections to adhere to covid cleaning standards.)						
S2	11		28"x28", Square Lounge Chair without casters. CNC cut CARB compliant plywood frame with nylon casters. Fabric or vinyl covered seating with Polyether foam with low-melt polyether overlay cushion. Environmentally-friendly materials. (Finish selections to adhere to covid cleaning standards.)						
S3	4		28"Round, 18"H, Fabric or laminate top. Optional power unit on laminate top (1 power x (1) USB 2-port. Environmentally-friendly materials. (Finish selections to adhere to covid cleaning standards.)						
S4	2		Model A (28.75"W x 26.75"D, 12.5"H) Pebble Lounge Chair Grade 2 Upholstered Black textured powder-coat base						
S5	3		Model B (23"W x 26.5"D, 14.5"H) Pebble Lounge Chair Grade 2 Upholstered Black textured powder-coat base						
S6	1		Model C (25.5"W x 22.25"D, 16.5"H) Pebble Lounge Chair Grade 2 Upholstered Wood back (Plain) Black textured powder-coat base						
S7	1		Model D (39"W x 24.75"D, 24.5"H) Pebble Lounge Chair Grade 2 Upholstered Black textured powder-coat base						
TABLES									
Code	Qty.	Image	Product Details	Proposed Product Image	Proposed Product (Equivalent to item Specified)				
T1	18		24" x 60" Flip Table Silver powder coat or Chrome posts, frames, rail & pull bars, black castors. White work surfaces are in stock. Other finish options are available. Locking Casters.						
T2	1		30"H - 30"x96" Laminate bistro table with electricity and cable management. With recessed multi-outlet option . Centre modesty panel for addition support and stability						
T3	2		30"H - 24"x96" Laminate bistro table with electricity and cable management. With recessed multi-outlet option . Centre modesty panel for addition support and stability						
T4	4		30"H - 24"x84" Laminate bistro table with electricity and cable management. With recessed multi-outlet option . Centre modesty panel for addition support and stability						
T5	1		41"H - 24"x48" Laminate bistro table with electricity and cable management. With recessed multi-outlet option . Centre modesty panel for addition support and stability						
T6	1		29"H, 36"x96", Rectangular conference table with double O leg style. L1 laminate top and metal base frame						
T7	4		Work Station consisting of (A) Height Adjustable Table worksurface 29"x70", 24"-50" H. 1" Laminate tabletop with metal frame legs. 2 or 3 quiet start motors integrated into the legs for quick height adjustment. Digital control pad with 3 programmable height settings. (B) 24"x48" Standard height return desk with full end panels (C) 21"x30" Under storage with Personal storage, Pencil tray drawer, and Bottom lateral filing cabinet						

A SAMPLE, FOR REFERENCE ONLY- PROVIDED BY JONATHAN MORGAN & COMPANY LIMITED

T8	3		29" H 48"Dia. Round table with metal tubular leg (3" diam.) and round base plate. Surface is available in 1" thermally fused laminate, 1" high pressure laminate, or 2" high pressure laminate.						
T9	1		Mediacom Table 30"H, 48x72" "D" shape table with metal tubular leg and round base plate (24" diam.) This panel with a metal contour serves as a surface support, for mounting monitors and cable management.						
T10	1		30"x30" Height Adjustable table, metal base with locking casters for smooth and easy mobility. L1 laminate surface with round tubular metal base						
T11	1		Custom Circulation desk to accommodate storage, book drop, open areas, and transaction top. Design, material and finish choices from three series – RZ1, RZ2, RZ3. Customize the design with embossed or perforated metal panels, combinations of materials						
T12	1		Amoeba shaped - low table 20"H, Four-legged base frame, legs round tube 1.57"/0.08", frame square tube rounded 1.57"/0.79"/0.08", welded, epoxy powder coating, floor protectors. Table top is plastic coated three-layer quality chipboard according to DIN EM=N 14322/E1 0.98" thick with jointless 0.12" thick laser edge made of PP with Polymer functional layer.						
T13			S-Shaped Table 55"x27.5", 22"H Robust powder-coated and scratch-resistant or chrome-plated metal frame. Its tables are in accordance with DIN ISO 5970 and the collection features tables of varying heights. Plastic floor protectors with leveling are included.						
T14	1		Butcher Block Top. Includes Stools, 36"H Sit/Stand Height. The base has a welded Steel Tube 50mm O.D., 3mm wall - 18 Gauge Formed and Welded Steel with Nylon foot. Casters have a 4 - 4" Locking Directional Total Lock mechanism that is made out of High Strength Steel, Non Marking TPU Tread, and is Corrosion Resistant. The table has a 300lb load rating (per caster). Power options available.						
STORAGE/SHELVING									
Code	Qty.	Image	Product Details	Proposed Product Image	Proposed Product (Equivalent to Item Specified)				
SS1	1		Wooden reading nook for children with seating and shelves. 23.50"W x 29.50"D x 48.25"H. All edges are rounded over and sanded smooth for safety.						
SS2	3		Single-sided 16 3/4"D x 48"W x 45"H. Single sided book case with adjustable shelf. Heavy duty casters (2 with lock). 2 Magnets on each side and 2 cart pull on top. Perforated metal modesty panel. Storage units and bookcases with shelves have holes for height adjustment. Shelves are 1" laminate and have the same finish as the base.						
SS3	3		Double-sided 23"D x 48"W x 45"H. Double sided book case with adjustable shelf. Heavy duty casters (2 with lock). 2 Magnets on each side and 2 cart pull on top. Perforated metal modesty panel. Storage units and bookcases with shelves have holes for height adjustment. Shelves are 1" laminate and have the same finish as the base.						
SS4	1		36"x36", 60"H, Tapered display unit sits a-top a base platform. Each side of the display has (2) full width sloped shelves on opposing sides. Base platform has (4) sloped shelves on each side. Tapered upper display unit and base cabinet await your choice of wood veneer. Top surface of base unit is high pressure laminate. All exposed edges are 3mm hardwood banding. Toe kick conceals (4) heavy duty swivel casters.						
SS5	2		14"x36", 2 level, 71"H Locker - locker doors are made of 11/16" (17.5 mm) thick pressed wood. The edges of these panels is 3/32" (2.5mm) thick PVC in a color that matches the laminate.						
SS6	1		Composed of 4 units - (A) 1 - 18"x36" Metal cabinet (B) 2 - 18"x36" Metal Lateral Cabinet (C) 1 - 1" TFL Laminate Top for worksurface. Overall dimensions 36"x54", 41"H (55-31-042-333/55-38-036-YY/LTOP3654)						
SS7	3		12" D x 36" W x 72" H - Single faced. The shelves and sides of the bookcases are made of 1" laminate panels and the surfaces can be specified 1" or 1 1/2" laminate.						
SS8	4		35"H, 24"x60" - Credenza with 2 cabinets and 2 - 6" top drawers. Adjustable shelves inside. 2 Noki locks standard, key locks available as an option (no upcharge). Will lock the 4 doors.						

