

SCHEDULE OF DRAWINGS & SPECIFICATIONS

SCHEDULE OF DRAWINGS & SPECIFICATIONS

I N D E X

	DESCRIPTION	PAGE
1.	CONTRACT DRAWINGS.....	SD - 1
2.	CITY OF NIAGARA FALLS STANDARD DRAWINGS	SD - 1
3.	ONTARIO PROVINCIAL STANDARD DRAWINGS (OPSDS)	SD - 1
4.	ONTARIO PROVINCIAL STANDARD SPECIFICATIONS (OPSSS)	SD - 1

SCHEDULE OF DRAWINGS & SPECIFICATIONS

1. CONTRACT DRAWINGS

Description	Dwg. No.
General Information Legend	CC-5300-4
Brooks Street Plan and Profile from Sta 0+000 to Sta 0+130	CC-8637
Brooks Street Plan and Profile from Sta 0+130 to Sta 0+270	CC-8638
Brooks Street Mill Plan	MP1

2. CITY OF NIAGARA FALLS STANDARD DRAWINGS

The following standard drawings may be found at the end of this section.

Description	Dwg. No.
Contract Sign	NFS-A04
Concrete Curb Restoration (CB and C&G Detail)	NFS-B03

3. ONTARIO PROVINCIAL STANDARD DRAWINGS (OPSDs)

Contractors are advised that the City of Niagara Falls has adopted the Ontario Provincial Standard Drawings.

Copies of the relevant drawings **ARE NOT** included in this Contract; therefore, it is necessary for Contractors to obtain their own set of current Ontario Provincial Standard Drawings (OPSDs).

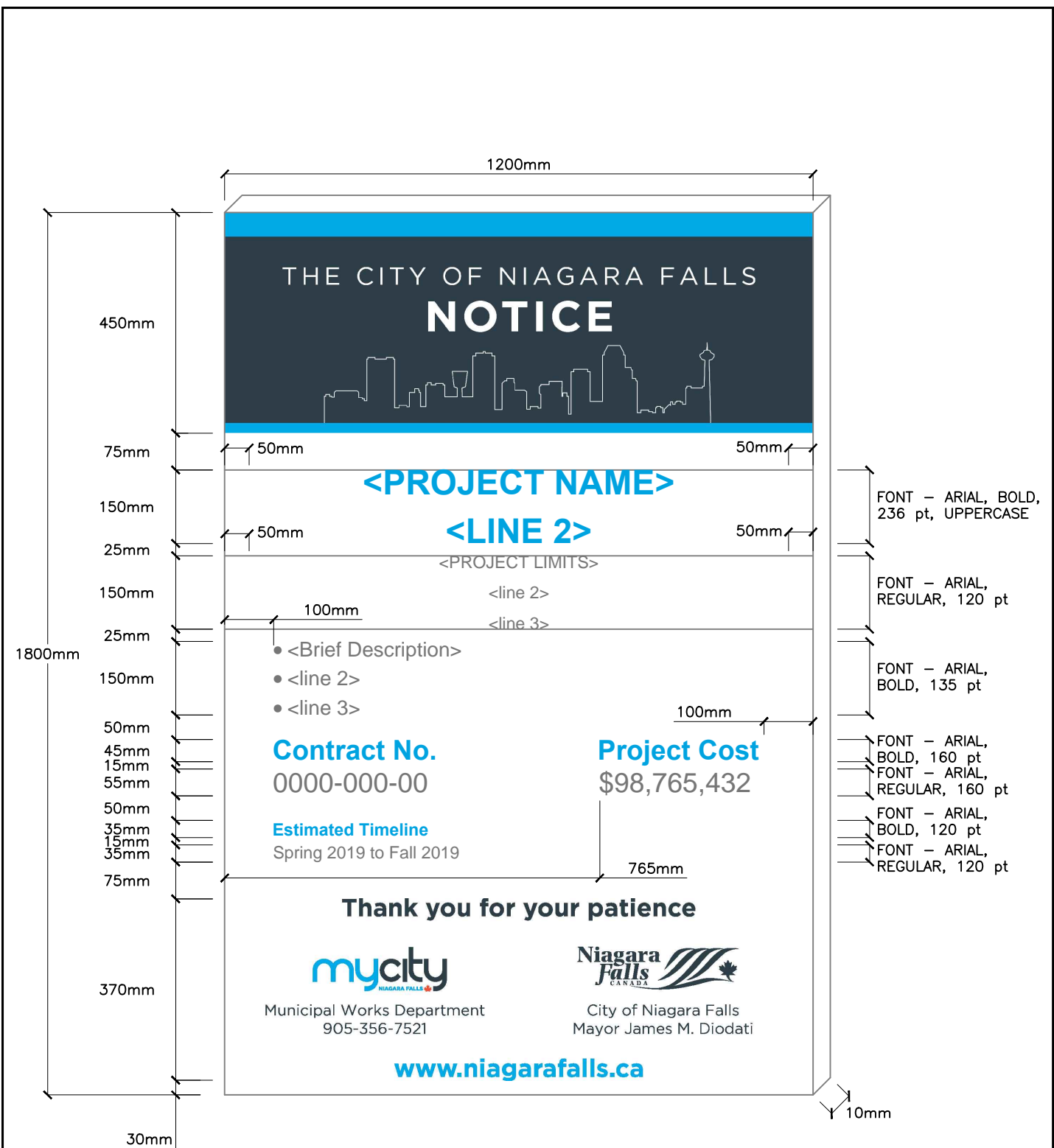
Applicable OPSDs shall be referenced on the contract drawings and within the contract specifications.

4. ONTARIO PROVINCIAL STANDARD SPECIFICATIONS (OPSSs)

Contractors are advised that the City of Niagara Falls has adopted the Ontario Provincial Standard Specifications.

Copies of the relevant specifications **ARE NOT** included in this Contract; therefore, it is necessary for Contractors to obtain their own set of current Ontario Provincial Standard Specifications (OPSSs).

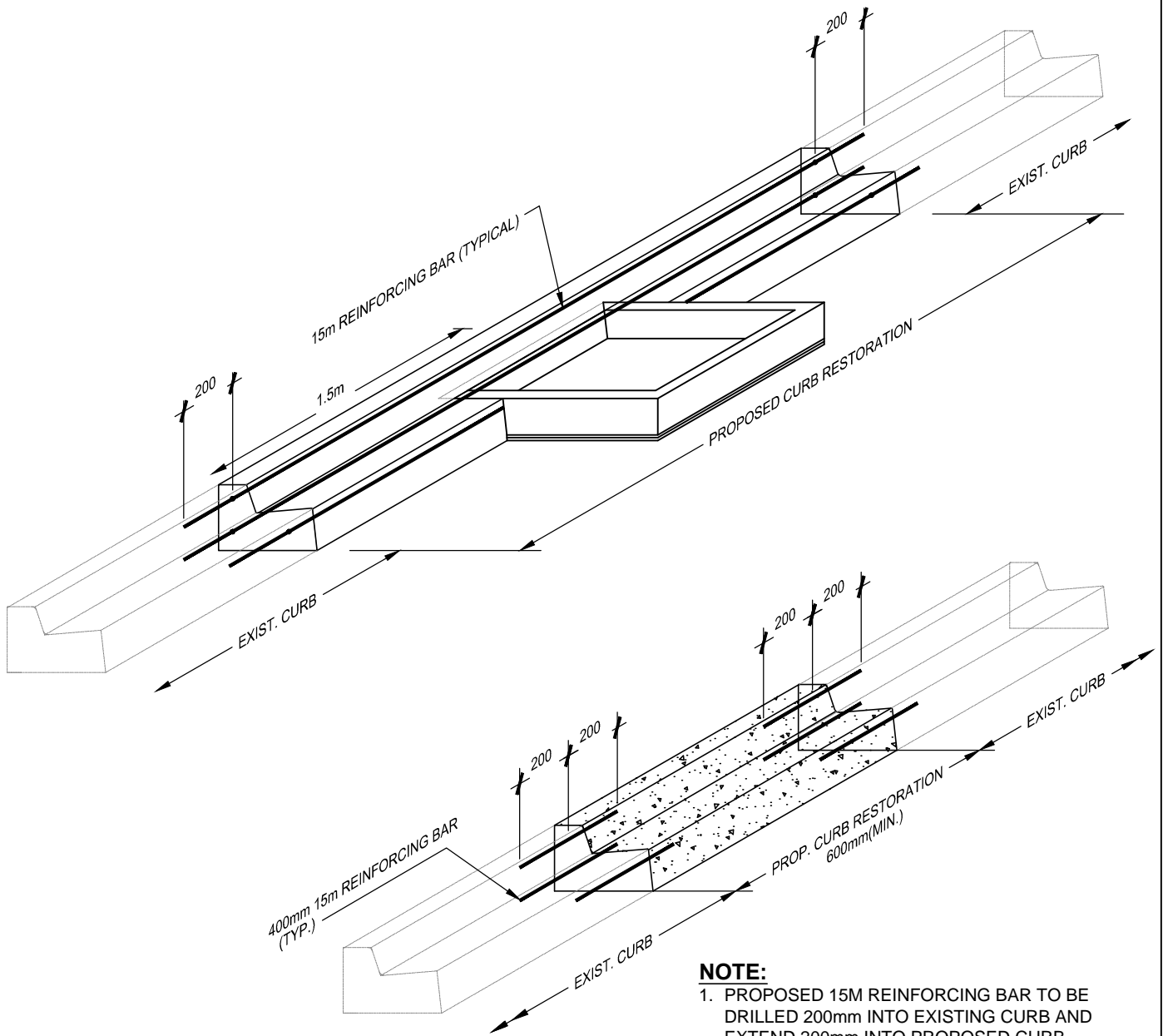
Applicable OPSSs shall be referenced on the contract drawings and within the contract specifications.



NOTES:

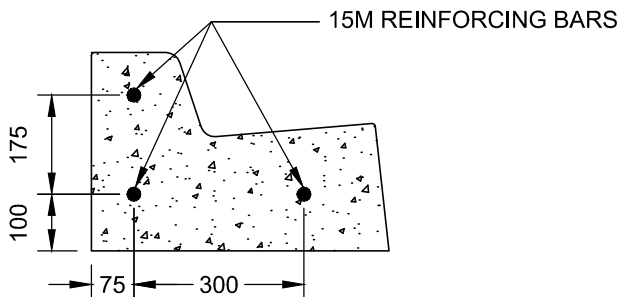
1. REFER TO CITY OF NIAGARA FALLS STANDARD DRAWING NFS-A03 FOR CONTRACT SIGN FRAME DETAILS.
2. PROJECT NAME, CONTRACT No., PROJECT COST, ESTIMATED TIMELINE, mycity LOGO AND URL SHALL BE BLUE COLOUR cmyk 86/8/0/0 (PMS 299C)
3. ALL OTHER TEXT, LOGOS, GRAPHIC ELEMENTS SHALL BE GREY COLOUR cmyk 25/0/0/88

CITY OF NIAGARA FALLS MUNICIPAL WORKS	SCALE N.T.S.	
	DATE MAY 2019	
	DWG. NO. NFS-A04	REV. 0
CONTRACT SIGN		

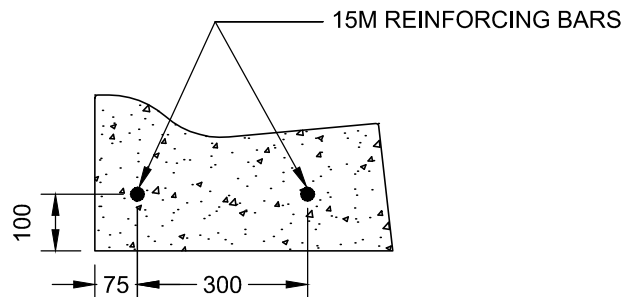


- NOTE:**
1. PROPOSED 15M REINFORCING BAR TO BE DRILLED 200mm INTO EXISTING CURB AND EXTEND 200mm INTO PROPOSED CURB.
 2. DIMENSIONS IN mm UNLESS NOTED OTHERWISE.

CONCRETE BARRIER CURB



CONCRETE SEMI-MOUNTABLE CURB



CITY OF NIAGARA FALLS
MUNICIPAL WORKS

CONCRETE CURB RESTORATION
CATCHBASIN AND CURB & GUTTER DETAIL

SCALE N.T.S.

DATE MAY 2018

DWG. NO.

NFS-B03

REV.

1