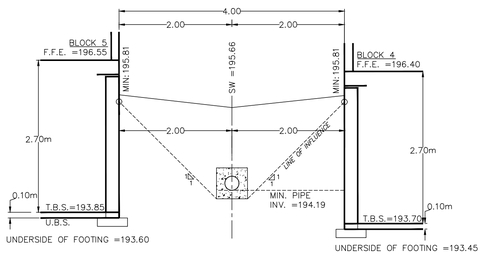


SECTION 8–8 RYCB11

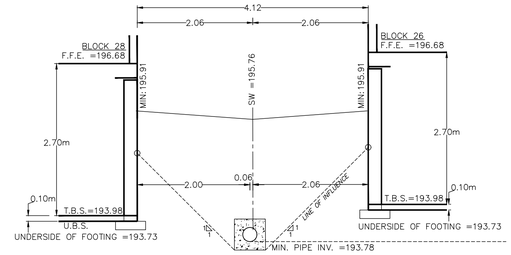


SECTION 11–11 DOWNSTREAM OF MH10

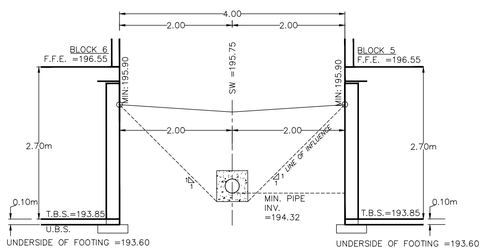


SECTION 9–9 RYCB10

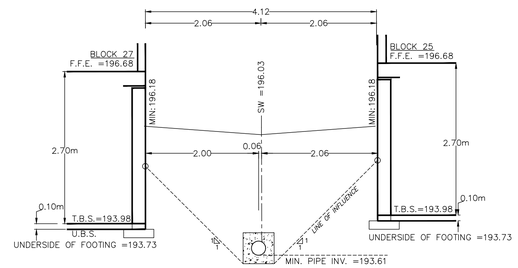


SECTION 12–12 DOWNSTREAM OF MH27

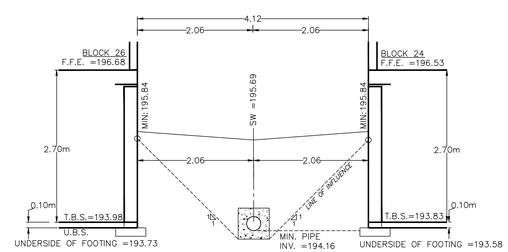


SECTION 13–13 DOWNSTREAM OF MH28

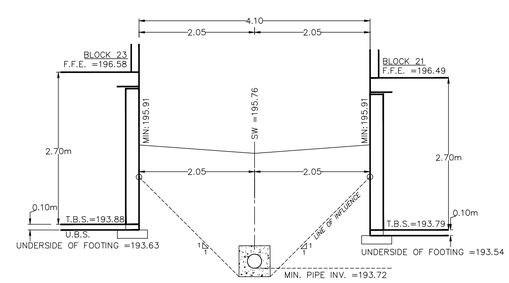


SECTION 14–14 DOWNSTREAM OF MH 29

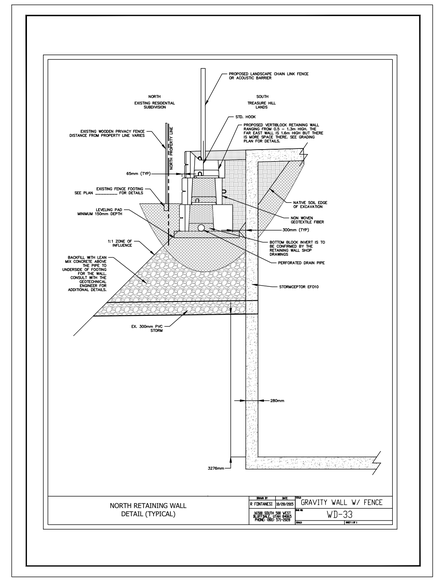


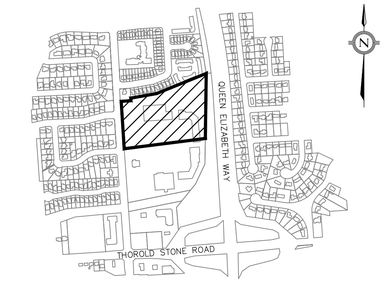


KEY PLAN

LEGEND

REFER TO DRAWING D–2 FOR CONCRETE ENCASEMENT DETAIL

LEGAL & TOPOGRAPHY

PROVIDED BY: J.D BARNES
4318 PORTAGE ROAD UNIT 2,
NIAGARA FALLS, ON, L2E 6A4
PHONE:(905) 358–3693

BENCHMARK AND ELEVATION

ELEVATIONS SHOWN HEREON ARE GEODETIC CGVD–1928:78 AND ARE DERIVED FROM GNSS OBSERVATIONS AND NATIONAL RESOURCES CANADA'S GEOID MODEL HT2.0.
BEARINGS ARE GRID BEARINGS DERIVED FROM REAL–TIME NETWORK OBSERVATIONS (SMARTNET V6–2014), AND ARE REFERRED TO THE CENTRAL MERIDIAN 81°W OF UTM ZONE 17, NAD83 (CSRS2010).

| No. | REVISIONS/ISSUED | DATE | BY | CITY |
|---|---|---|---|---|
| 15. | COMMON ELEMENT CONDO APPLICATION 3770 MONTROSE RD | 2025–10–30 | BB | |
| 14. | RE–ISSUED FOR SERVICING PERMIT | 2025–10–09 | BB | |
| 13. | ISSUED FOR MATERIAL ORDERING | 2025–09–12 | ZS | |
| 12. | RE–ISSUED FOR SERVICING PERMIT (REVISED) | 2025–06–27 | ZS | |
| 11. | RE–ISSUED FOR SERVICING PERMIT | 2025–06–10 | ZS | |
| 10. | REVISED PAVEMENT STRUCTURE | 2025–02–07 | ZS | |
| 9. | REVISED NORTH EAST SIDEWALK | 2024–11–27 | ZS | |
| 8. | ISSUED FOR 4TH DPOC SUBMISSION | 2024–09–17 | ZS | |
| 7. | REVISED FOR DPOC AND SERVICING PERMIT | 2024–08–22 | JY | |

counterpoint ENGINEERING
COUNTERPOINT ENGINEERING INC.
8395 Jane St., Suite 100, Vaughan, ON L4K 5Y2 Phone 905.326.1404 Fax 905.326.1405

LICENSED PROFESSIONAL ENGINEER
B.S. BABAYAN
100151059
Oct 30, 2025
PROVINCE OF ONTARIO

APPLICANT:

CASSONE DWELLINGS (BT) INC.
1681 LANGSTAFF ROAD, UNIT 1
VAUGHAN ONTARIO L4K 5T3

SITE LOCATION:

3770 MONTROSE ROAD
NIAGARA FALLS
ONTARIO

# CONSTRUCTION DETAILS

| | | |
|---|---|---|
| DESIGNED BY: Z.S. | CHECKED BY: Z.S. | DATE: APRIL 2024 |
| DRAWING BY: S.C | CHECKED BY: | PROJECT NO. 21102 |
| SWM BY: Z.S. | CHECKED BY: | |
| SCALE: | | DRAWING NO. D-5 |

Z:\Shared\Projects\202121102_treasure hill_mount carmel niagara\Design\Drawings\Notes & Details\21102_Notes & Details.dwg