

NOTES:

1. Prune to suit species. Remove all damaged branches following horticultural standards. Do not prune leader.
2. Top of woodchip mulch should be level with finished grade.
3. For bare root, set plant at original depth or slightly higher and spread out roots. Gently back fill with soil mix in layers, working soil between roots. Firmly pack soil and water well upon completion.
4. Soil mixture should be firmly compacted to eliminate air pockets and to prevent settlement.
5. This detail does not represent any particular species.
6. Plant material to be supplied in accordance with Canadian Nursery Stock Standard
7. Where permitted by City, clean native material may be supplemented to planting soil mix

DECIDUOUS TREE PLANTING



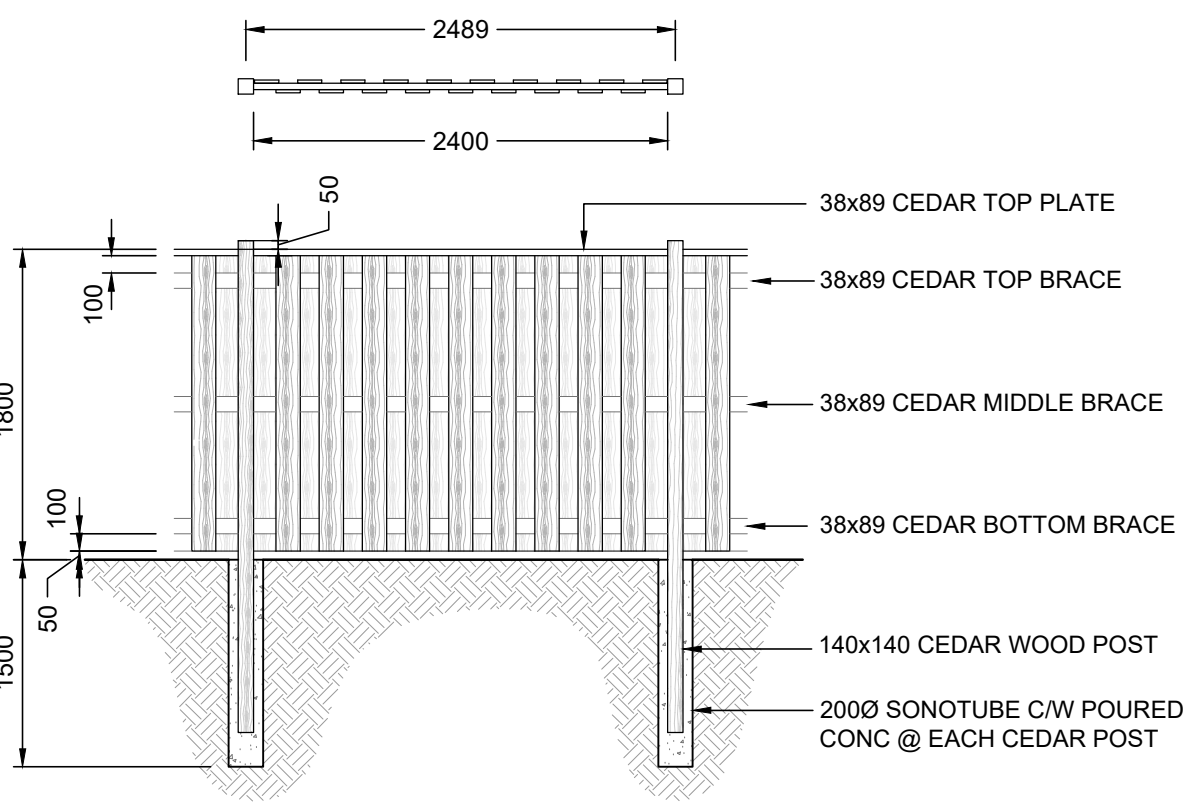
MUNICIPAL WORKS DEPT.
4310 Queen Street P.O. Box 1023
Niagara Falls, ON, CA, L2E 6X5
Telephone: (905) 356-7521
Fax: (289) 296-0048
www.niagarafalls.ca

Date: JULY 2020

Scale: NTS

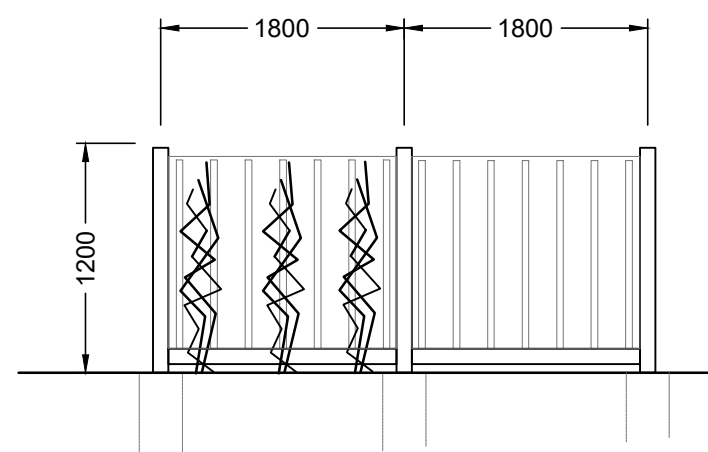
Drawing No. PD4-1

Revision No. 0



CEDAR BOARD FENCE

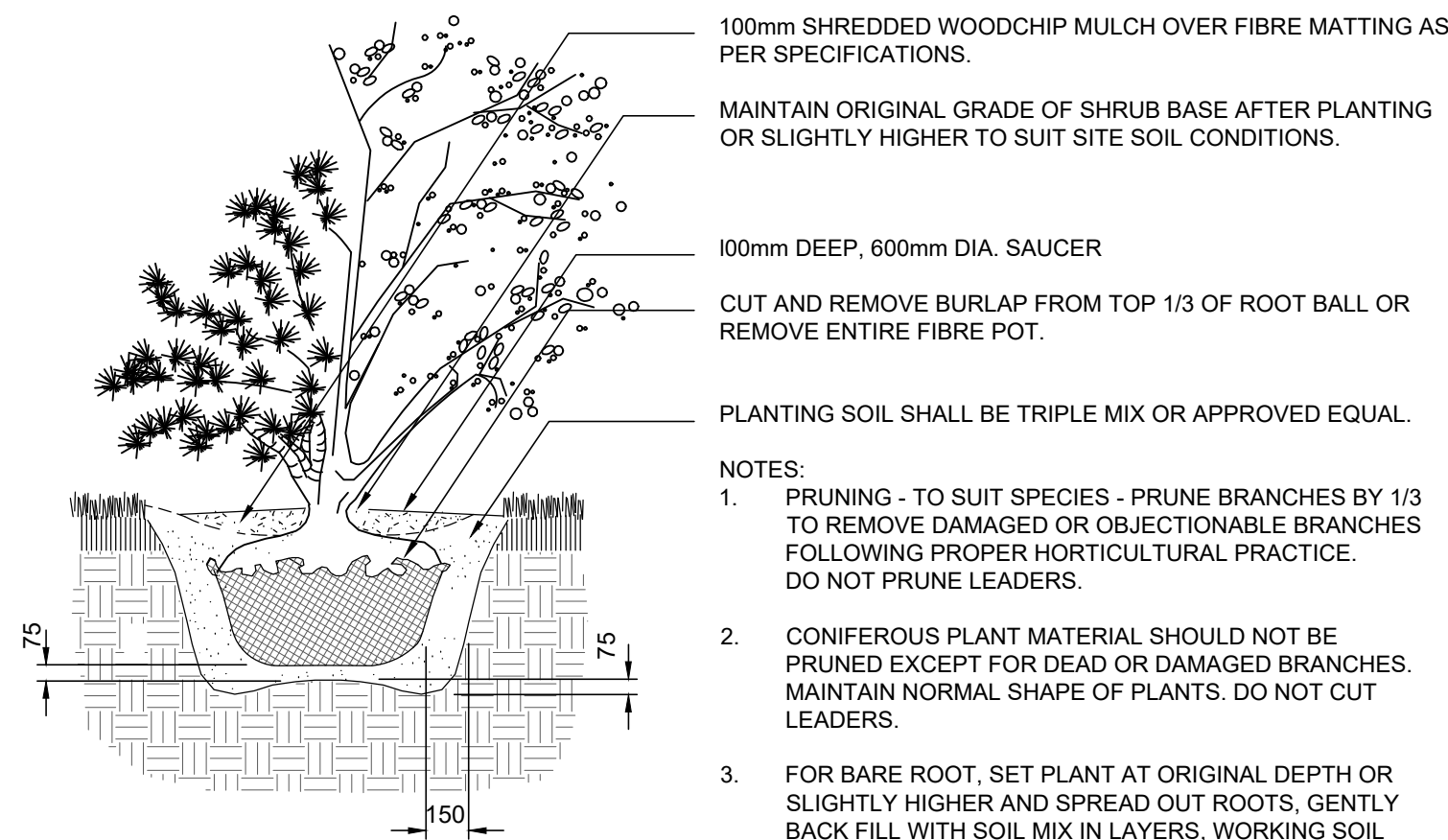
SCALE: NTS



GREEN LIVING FENCE

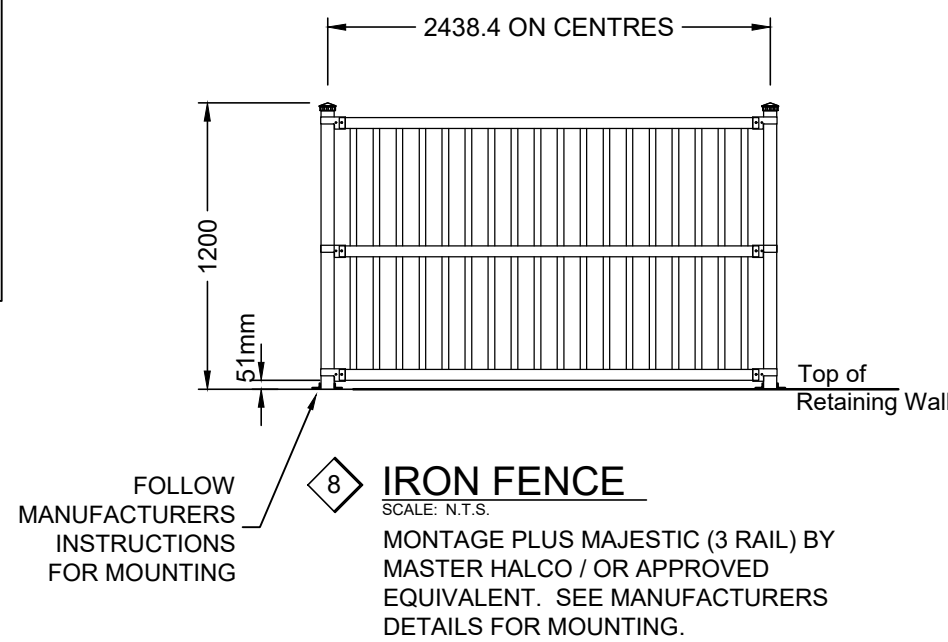
SCALE: NTS

GREEN LIVING FENCE BY NVK NURSERIES APPROVED EQUIVALENT. SEE SUPPLIERS INSTALLATION INSTRUCTIONS FOR COCONUT FIBER CONTAINER AND STEEL GRID AND BRACKETS (Hedera helix 'Baltica' 'Baltic' English Ivy)



DECIDUOUS / CONIFEROUS SHRUB PLANTING DETAIL

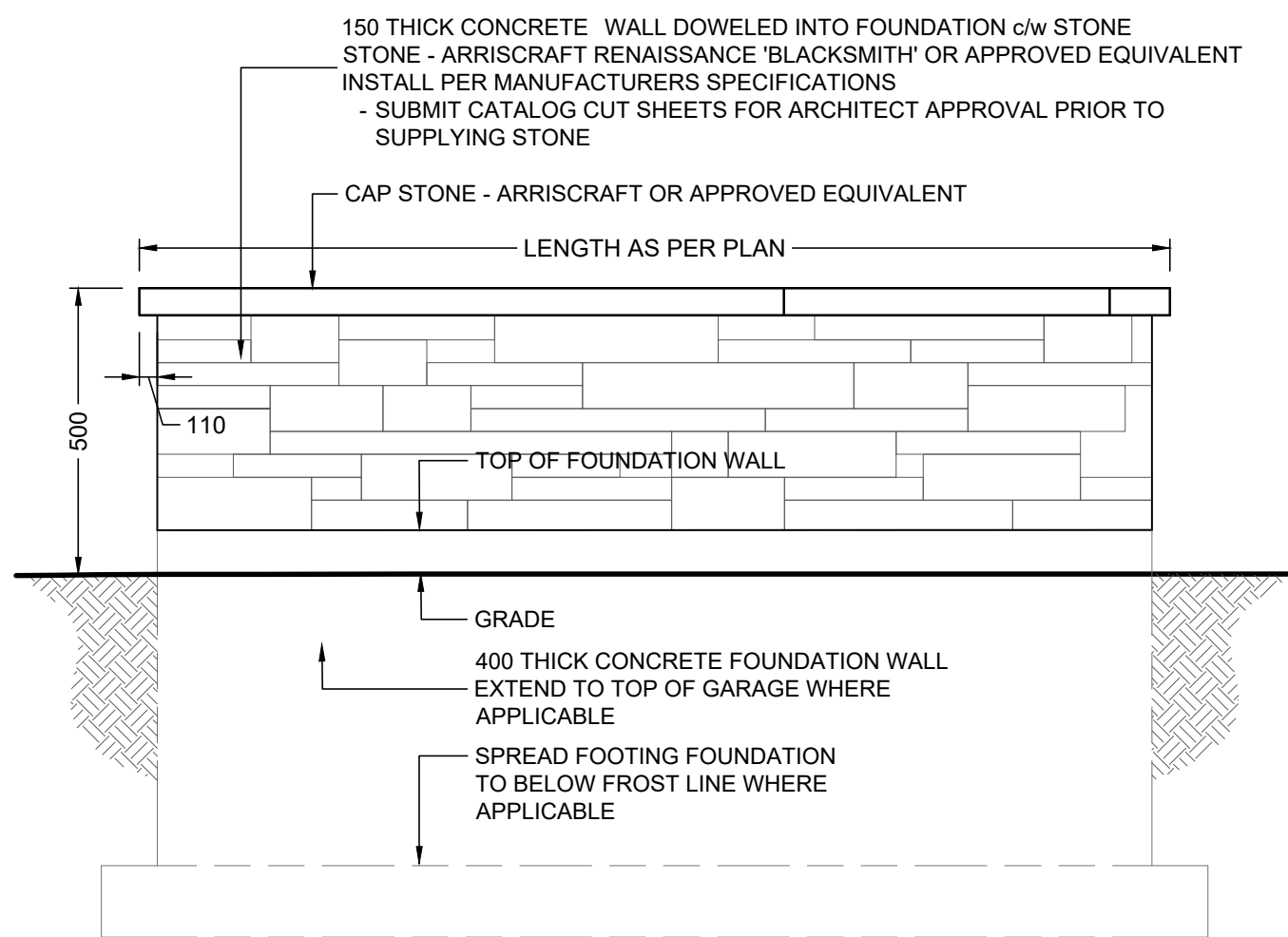
SCALE: NTS



PLANTING CONTAINER

SCALE: NTS

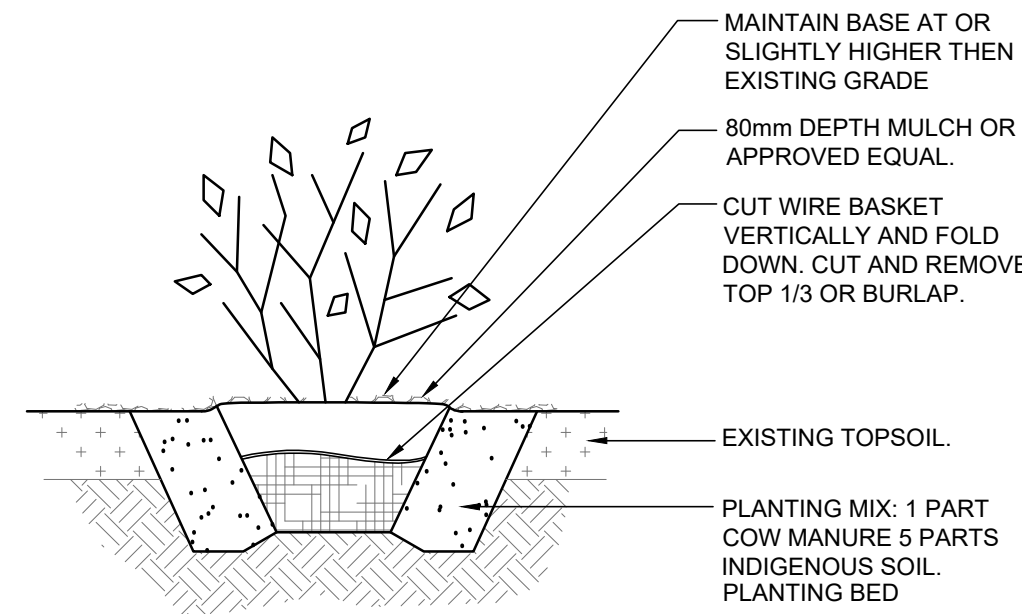
URBAN POT - PINCH OR APPROVED EQUIVALENT.



LOW DECORATIVE WALL

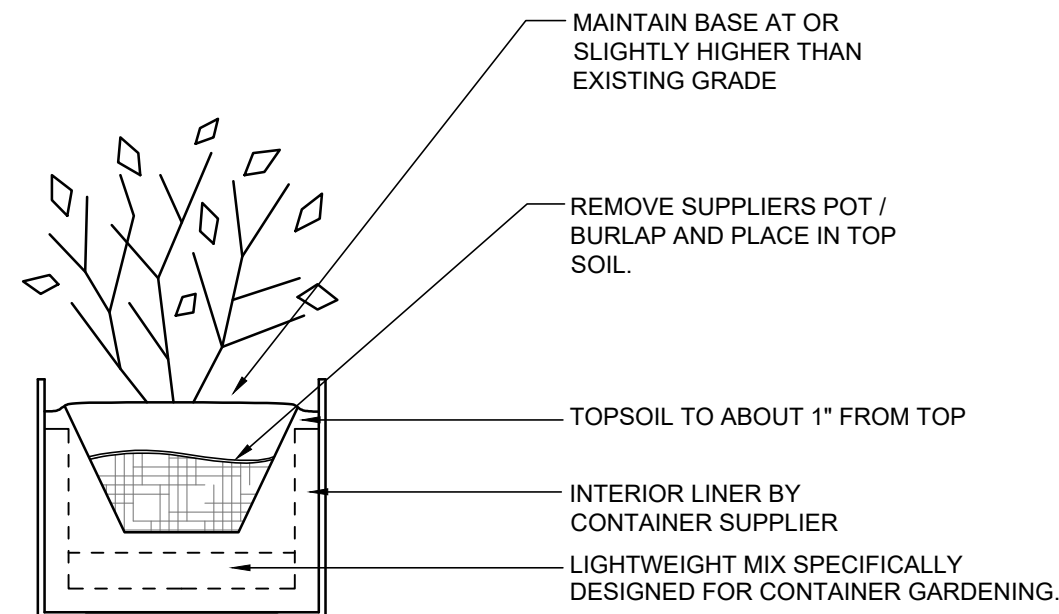
SCALE: NTS

SEE 22146-LP1 FOR LENGTH AND LOCATION



GROUND COVER PLANTING / ORNAMENTAL GRASSES

SCALE: NTS



POTTED PLANTING TYPICAL

SCALE: NTS

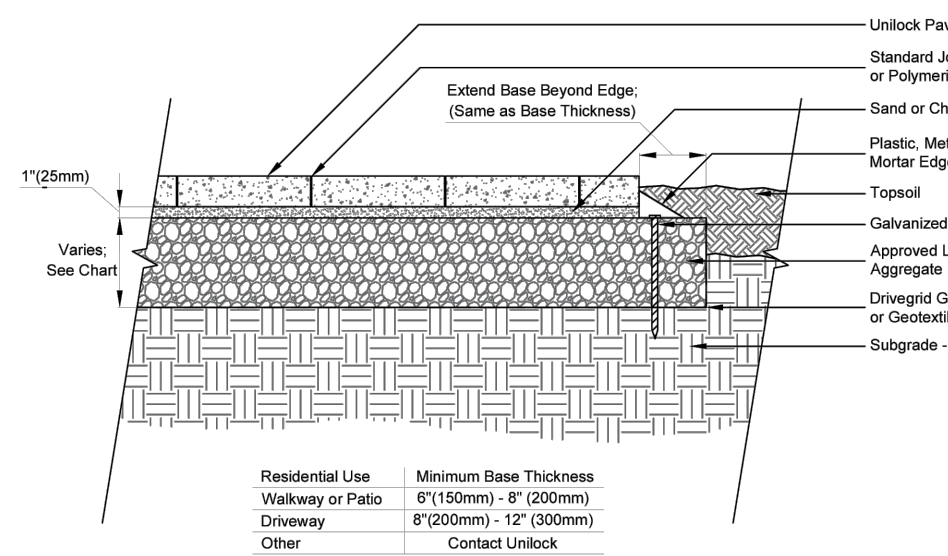
SEE OPERATION AND MAINTENANCE OF SUPPLIERS PLANTING CONTAINER

PAVING STONE

CROSS SECTION

REF: CS_COM_Paver_Granular_Base_Typical

Pavers on Standard Granular Base w/ Edge Restraint - Residential



UNILOCK.COM | 1-800-UNILOCK

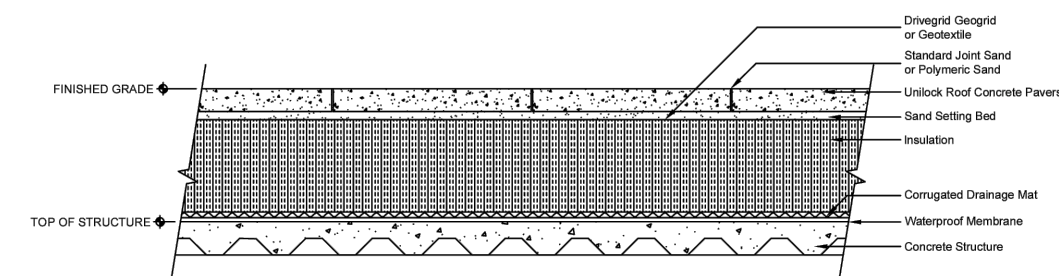
UNILOCK
PAVERS & WALLS

PAVING STONE

CROSS SECTION

REF: CS_COM_Paver_Roof_Deck_Section_Insulated

Roof Deck Section - Insulated



UNILOCK.COM | 1-800-UNILOCK

UNILOCK
PAVERS & WALLS

UNILOCK PAVER DETAILS

SCALE: NTS



UNILOCK ARTLINE - GRANITE MIST

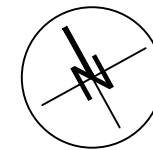
SCALE: NTS



PLANTING CONTAINER


SCALE: NTS

URBAN POT - CORTEN STEEL OR APPROVED EQUIVALENT.



F	SPA RE-SUBMISSION	12 MAY 2025	RM
E	SPA RE-SUBMISSION	08 JAN 2025	RM
D	SPA RE-SUBMISSION	23 OCT 2024	RM
issue	issued for	date	init.

seal



Do not scale drawings. Report any discrepancies to Quartek Group Inc. before proceeding.

Drawings must be sealed by the Architect and / or Engineer prior to the use for any building permit applications and / or government approval. Seals must be signed by the Architect and / or Engineer before drawings are used for any construction.

All construction to be in accordance with the current Ontario Building Code and all applicable Ontario regulations.

All drawings and related documents remain the property of Quartek Group Inc., all drawings are protected under copyright and under contract.

Quartek

♦ Architects ♦ Planners
♦ Engineers ♦ Project Managers
T 905 984 8676
89 - 91 St. Paul Street, Suite 100,
St. Catharines, ON L2R 3A3
www.quartekgroup.com

project title

MACKLEM STREET
CONDOS

NIAGARA FALLS, ON

drawing title

LANDSCAPE DETAILS

drawn by

RM

designed by

J MORLEY

scale

1 : 200

date

17 Oct 2024

job number

22146

issue

F

drawing number

22146-LP2