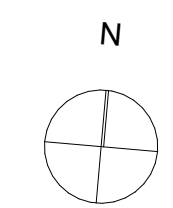


21 March 2021 09:18 AM

1. Copyright of this drawing is reserved by the Architect. The drawing and all associated documents are an instrument of service by the Architect. The drawing and the information contained therein may not be reproduced in whole or in part without prior written permission of the Architect.
 2. These Contract Documents are the property of the Architect. The Architect bears no responsibility for the interpretation of these documents by the Contractor. Upon written application, the Architect will provide written/ graphic clarification or supplementary information regarding the intent of the Contract Documents. The Architect will review Shop Drawings submitted by the Contractor for design conformance only.
 3. Drawings are not to be scaled for construction. The Contractor is to verify all existing conditions and dimensions required to perform the work and report any discrepancies with the Contract Documents to the Architect before commencing any work.
 4. Positions of exposed finished mechanical or electrical devices, fittings, and fixtures are indicated on architectural drawings. The locations shown on the architectural drawings govern over the Mechanical and Electrical drawings. Those items not clearly located will be located as directed by the Architect.
 5. These drawings are not to be used for construction unless noted below as "Issuance: For Construction"
 6. All work is to be carried out in conformance with the Code and Bylaws of the authorities having jurisdiction.
 7. The Architect of these plans and specifications gives no warranty or representation to any party about the constructability of the building(s) represented by them. All contractors or subcontractors must satisfy themselves when bidding and at all times ensure that they can properly construct the work represented by these plans.
 8. Geodetic Elevations provided in these drawings are measured in accordance with the Canadian Geodetic Vertical Datum (CGVD2013).
- © 2022 architects—Alliance

No	Issued For	Date
1.	DRAFT SET	2023 - 03 - 14
2.	FOR ZBLA SUBMISSION (FINAL)	2024 - 02 - 01

a—A architects—Alliance
 317 Adelaide Street West, 2nd Flr
 Toronto, ON, M5V 1P9, Canada
 www.architectsalliance.com
 +1. 416. 593. 6500

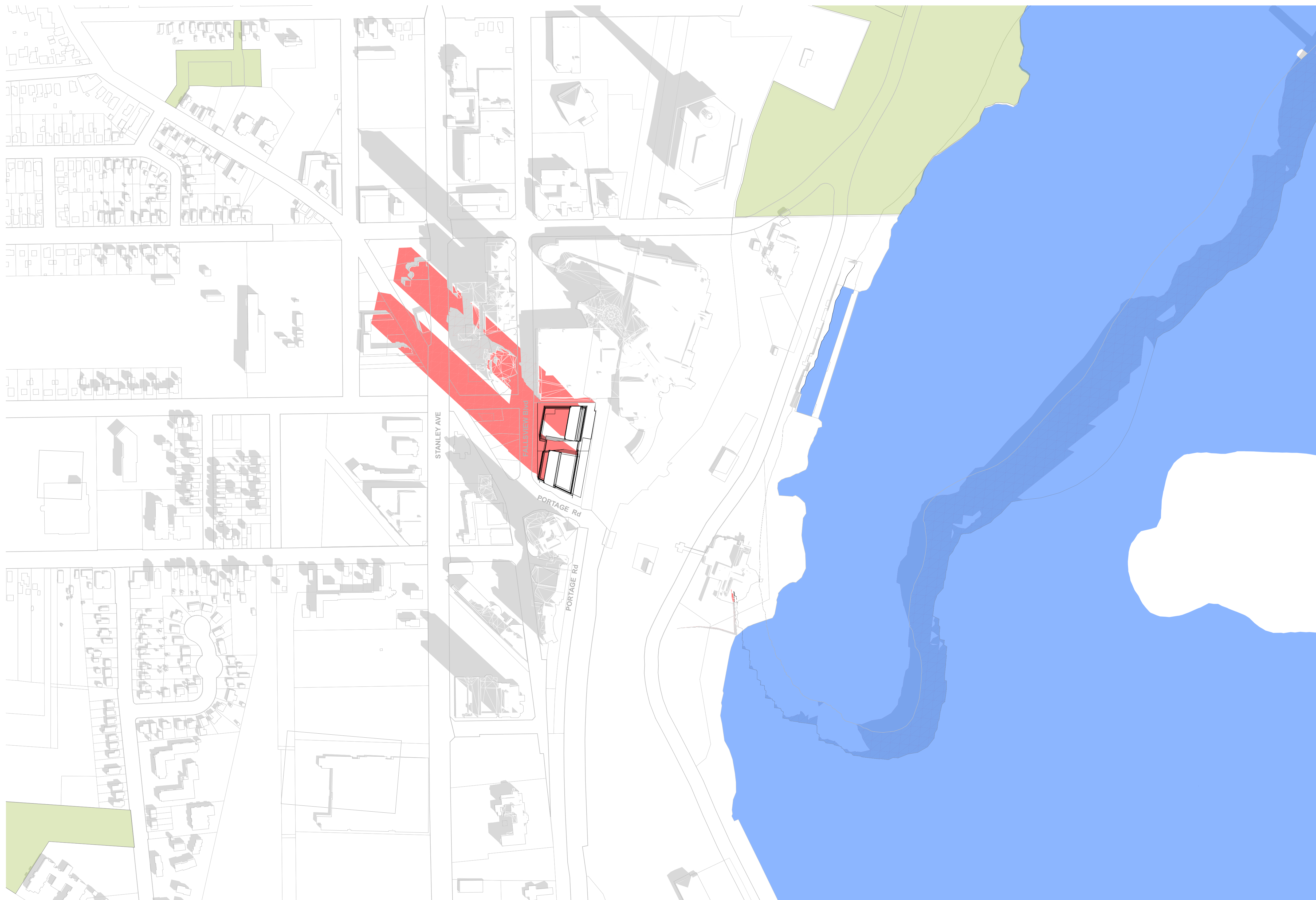


Oakes Hotel Redevelopment
6546 Fallsview Blvd.
 6546 Fallsview Blvd, Niagara Falls, ON

Hennepin's View Inc.

SHADOW STUDY - MARCH 09:18

Scale: 1:3000, 1:0.805848
 Project No: 22023
 01 February 2024



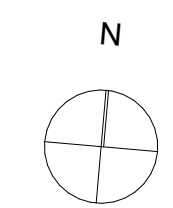
21 March 2021 10:18 AM

1. Copyright of this drawing is reserved by the Architect. The drawing and all associated documents are an instrument of service by the Architect. The drawing and the information contained therein may not be reproduced in whole or in part without prior written permission of the Architect.
2. These Contract Documents are the property of the Architect. The Architect bears no responsibility for the interpretation of these documents by the Contractor. Upon written application, the Architect will provide written/ graphic clarification or supplementary information regarding the intent of the Contract Documents. The Architect will review Shop Drawings submitted by the Contractor for design conformance only.
3. Drawings are not to be scaled for construction. The Contractor is to verify all existing conditions and dimensions required to perform the work and report any discrepancies with the Contract Documents to the Architect before commencing any work.
4. Positions of exposed finished mechanical or electrical devices, fittings, and fixtures are indicated on architectural drawings. The locations shown on the architectural drawings govern over the Mechanical and Electrical drawings. Those items not clearly located will be located as directed by the Architect.
5. These drawings are not to be used for construction unless noted below as "Issuance: For Construction"
6. All work is to be carried out in conformance with the Code and Bylaws of the authorities having jurisdiction.
7. The Architect of these plans and specifications gives no warranty or representation to any party about the constructability of the building(s) represented by them. All contractors or subcontractors must satisfy themselves when bidding and at all times ensure that they can properly construct the work represented by these plans.
8. Geodetic Elevations provided in these drawings are measured in accordance with the Canadian Geodetic Vertical Datum (CGVD2013).

© 2022 architects—Alliance

No	Issued For	Date
1.	DRAFT SET	2023 - 03 - 14
2.	FOR ZBLA SUBMISSION (FINAL)	2024 - 02 - 01

a—A architects—Alliance
 317 Adelaide Street West, 2nd Flr
 Toronto, ON, M5V 1P9, Canada
 www.architectsalliance.com
 +1. 416. 593. 6500



Oakes Hotel Redevelopment
6546 Fallsview Blvd.
 6546 Fallsview Blvd, Niagara Falls, ON

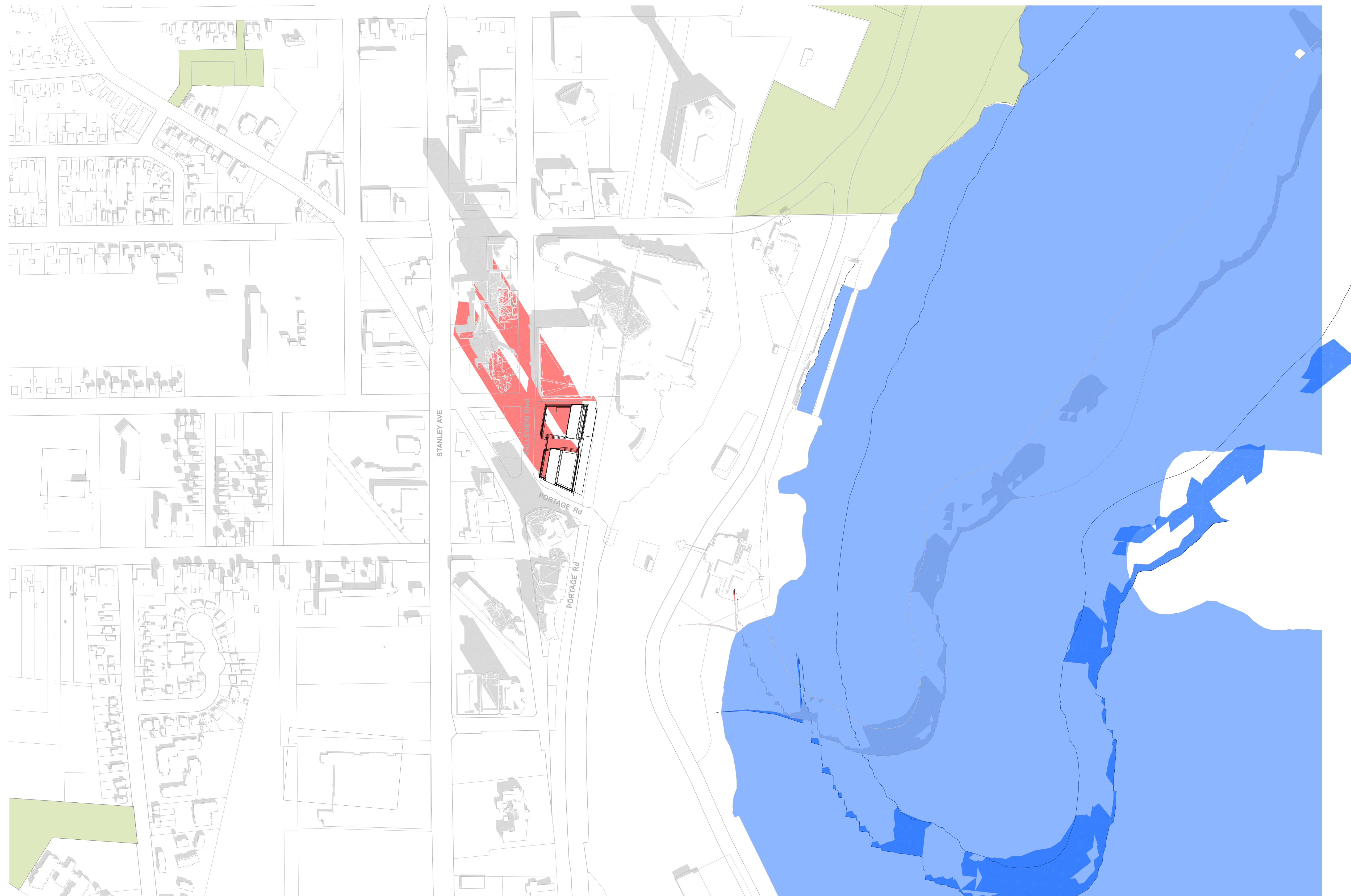
Hennepin's View Inc.

SHADOW STUDY - MARCH 10:18

Scale: 1:3000

Project No: 22023

01 February 2024

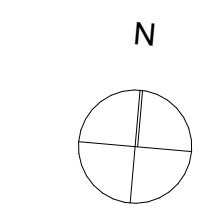


21 March 2021 11:18 AM

1. Copyright of this drawing is reserved by the Architect. The drawing and all associated documents are an instrument of service by the Architect. The drawing and the information contained therein may not be reproduced in whole or in part without prior written permission of the Architect.
 2. These Contract Documents are the property of the Architect. The Architect bears no responsibility for the interpretation of these documents by the Contractor. Upon written application, the Architect will provide written/ graphic clarification or supplementary information regarding the intent of the Contract Documents. The Architect will review Shop Drawings submitted by the Contractor for design conformance only.
 3. Drawings are not to be scaled for construction. The Contractor is to verify all existing conditions and dimensions required to perform the work and report any discrepancies with the Contract Documents to the Architect before commencing any work.
 4. Positions of exposed finished mechanical or electrical devices, fittings, and fixtures are indicated on architectural drawings. The locations shown on the architectural drawings govern over the Mechanical and Electrical drawings. Those items not clearly located will be located as directed by the Architect.
 5. These drawings are not to be used for construction unless noted below as "Issuance: For Construction"
 6. All work is to be carried out in conformance with the Code and Bylaws of the authorities having jurisdiction.
 7. The Architect of these plans and specifications gives no warranty or representation to any party about the constructability of the building(s) represented by them. All contractors or subcontractors must satisfy themselves when bidding and at all times ensure that they can properly construct the work represented by these plans.
 8. Geodetic Elevations provided in these drawings are measured in accordance with the Canadian Geodetic Vertical Datum (CGVD2013).
- © 2022 architects—Alliance

No	Issued For	Date
1.	DRAFT SET	2023 - 03 - 14
2.	FOR ZBLA SUBMISSION (FINAL)	2024 - 02 - 01

a—A architects—Alliance
 317 Adelaide Street West, 2nd Flr
 Toronto ON, M5V 1P9, Canada
 www.architectsalliance.com
 +1. 416. 593. 6500



Oakes Hotel Redevelopment
6546 Fallsview Blvd.
 6546 Fallsview Blvd, Niagara Falls, ON

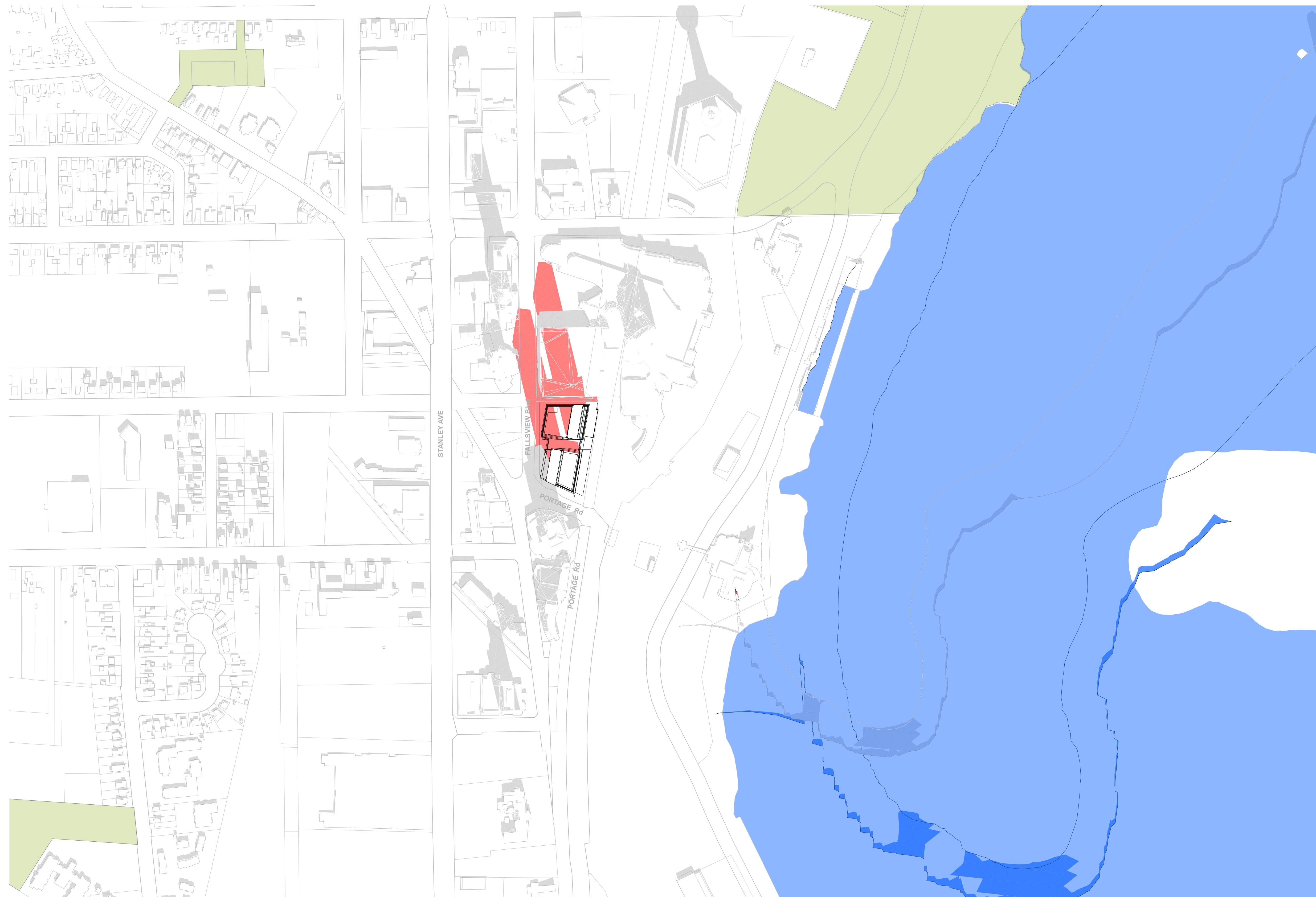
Hennepin's View Inc.

SHADOW STUDY - MARCH 11:18

Scale: 1:3000, 1:2000

Project No: 22023

01 February 2024

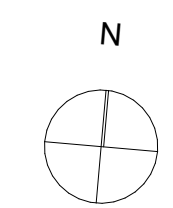


21 March 2021 12:18 PM

- Copyright of this drawing is reserved by the Architect. The drawing and all associated documents are an instrument of service by the Architect. The drawing and the information contained therein may not be reproduced in whole or in part without prior written permission of the Architect.
 - These Contract Documents are the property of the Architect. The Architect bears no responsibility for the interpretation of these documents by the Contractor. Upon written application, the Architect will provide written/ graphic clarification or supplementary information regarding the intent of the Contract Documents. The Architect will review Shop Drawings submitted by the Contractor for design conformance only.
 - Drawings are not to be scaled for construction. The Contractor is to verify all existing conditions and dimensions required to perform the work and report any discrepancies with the Contract Documents to the Architect before commencing any work.
 - Positions of exposed finished mechanical or electrical devices, fittings, and fixtures are indicated on architectural drawings. The locations shown on the architectural drawings govern over the Mechanical and Electrical drawings. Those items not clearly located will be located as directed by the Architect.
 - These drawings are not to be used for construction unless noted below as "Issuance: For Construction"
 - All work is to be carried out in conformance with the Code and Bylaws of the authorities having jurisdiction.
 - The Architect of these plans and specifications gives no warranty or representation to any party about the constructability of the building(s) represented by them. All contractors or subcontractors must satisfy themselves when bidding and at all times ensure that they can properly construct the work represented by these plans.
 - Geodetic Elevations provided in these drawings are measured in accordance with the Canadian Geodetic Vertical Datum (CGVD2013).
- © 2022 architects—Alliance

No	Issued For	Date
1.	DRAFT SET	2023 - 03 - 14
2.	FOR ZBLA SUBMISSION (FINAL)	2024 - 02 - 01

a—A architects—Alliance
 317 Adelaide Street West, 2nd Flr
 Toronto, ON, M5V 1P9, Canada
 www.architectsalliance.com
 +1. 416. 593. 6500

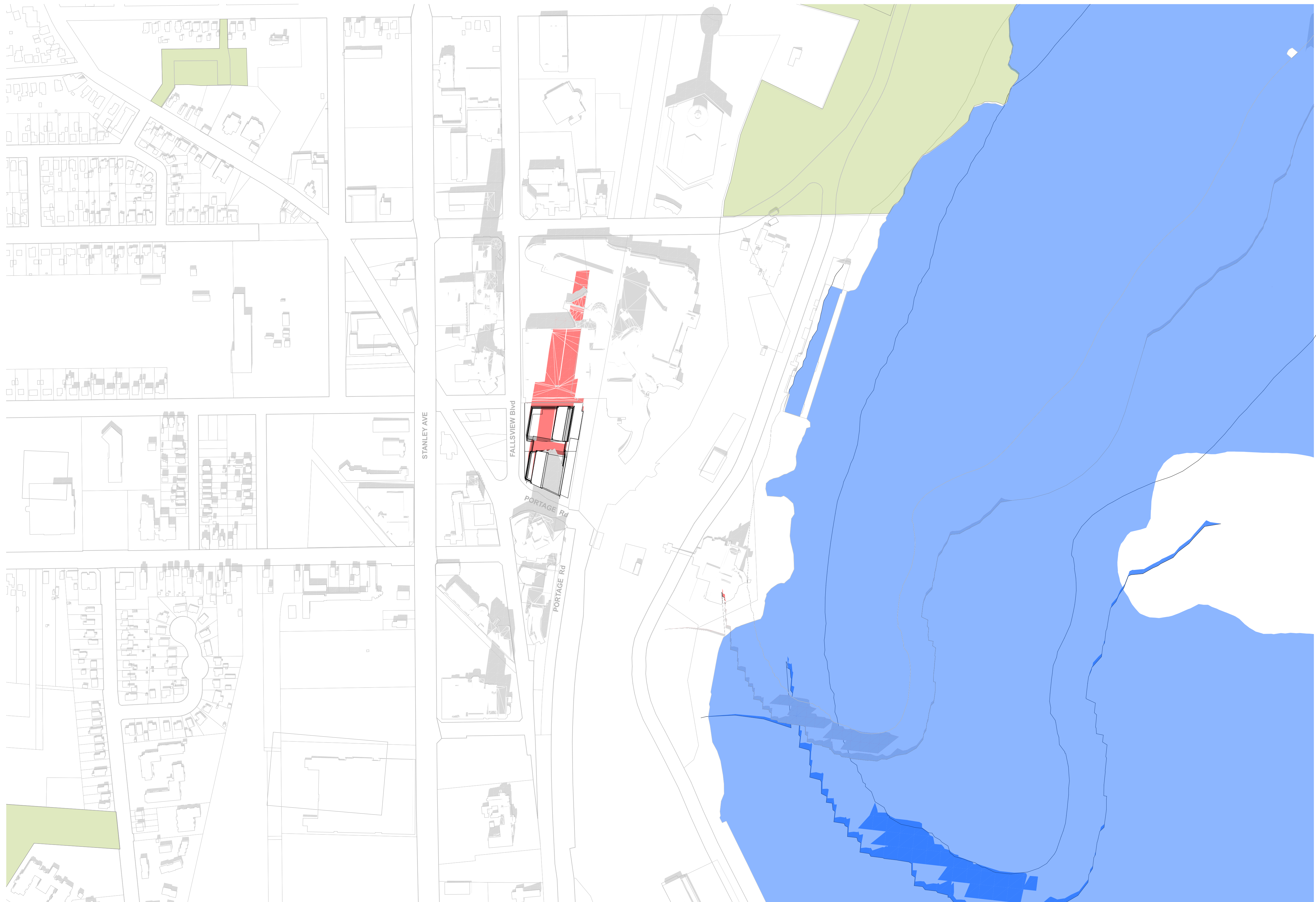


Oakes Hotel Redevelopment
6546 Fallsview Blvd.
 6546 Fallsview Blvd, Niagara Falls, ON

Hennepin's View Inc.

SHADOW STUDY - MARCH 12:18

Scale: 1:3000, 1:2000
 Project No: 22023
 01 February 2024

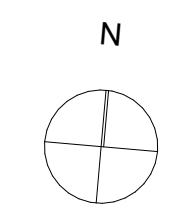


21 March 2021 01:18 PM

1. Copyright of this drawing is reserved by the Architect. The drawing and all associated documents are an instrument of service by the Architect. The drawing and the information contained therein may not be reproduced in whole or in part without prior written permission of the Architect.
 2. These Contract Documents are the property of the Architect. The Architect bears no responsibility for the interpretation of these documents by the Contractor. Upon written application, the Architect will provide written/ graphic clarification or supplementary information regarding the intent of the Contract Documents. The Architect will review Shop Drawings submitted by the Contractor for design conformance only.
 3. Drawings are not to be scaled for construction. The Contractor is to verify all existing conditions and dimensions required to perform the work and report any discrepancies with the Contract Documents to the Architect before commencing any work.
 4. Positions of exposed finished mechanical or electrical devices, fittings, and fixtures are indicated on architectural drawings. The locations shown on the architectural drawings govern over the Mechanical and Electrical drawings. Those items not clearly located will be located as directed by the Architect.
 5. These drawings are not to be used for construction unless noted below as "Issuance: For Construction"
 6. All work is to be carried out in conformance with the Code and Bylaws of the authorities having jurisdiction.
 7. The Architect of these plans and specifications gives no warranty or representation to any party about the constructability of the building(s) represented by them. All contractors or subcontractors must satisfy themselves when bidding and at all times ensure that they can properly construct the work represented by these plans.
 8. Geodetic Elevations provided in these drawings are measured in accordance with the Canadian Geodetic Vertical Datum (CGVD2013).
- © 2022 architects—Alliance

No	Issued For	Date
1.	DRAFT SET	2023 - 03 - 14
2.	FOR ZBLA SUBMISSION (FINAL)	2024 - 02 - 01

a—A architects—Alliance
 317 Adelaide Street West, 2nd Flr
 Toronto ON, M5V 1P9, Canada
 www.architectsalliance.com
 +1. 416. 593. 6500

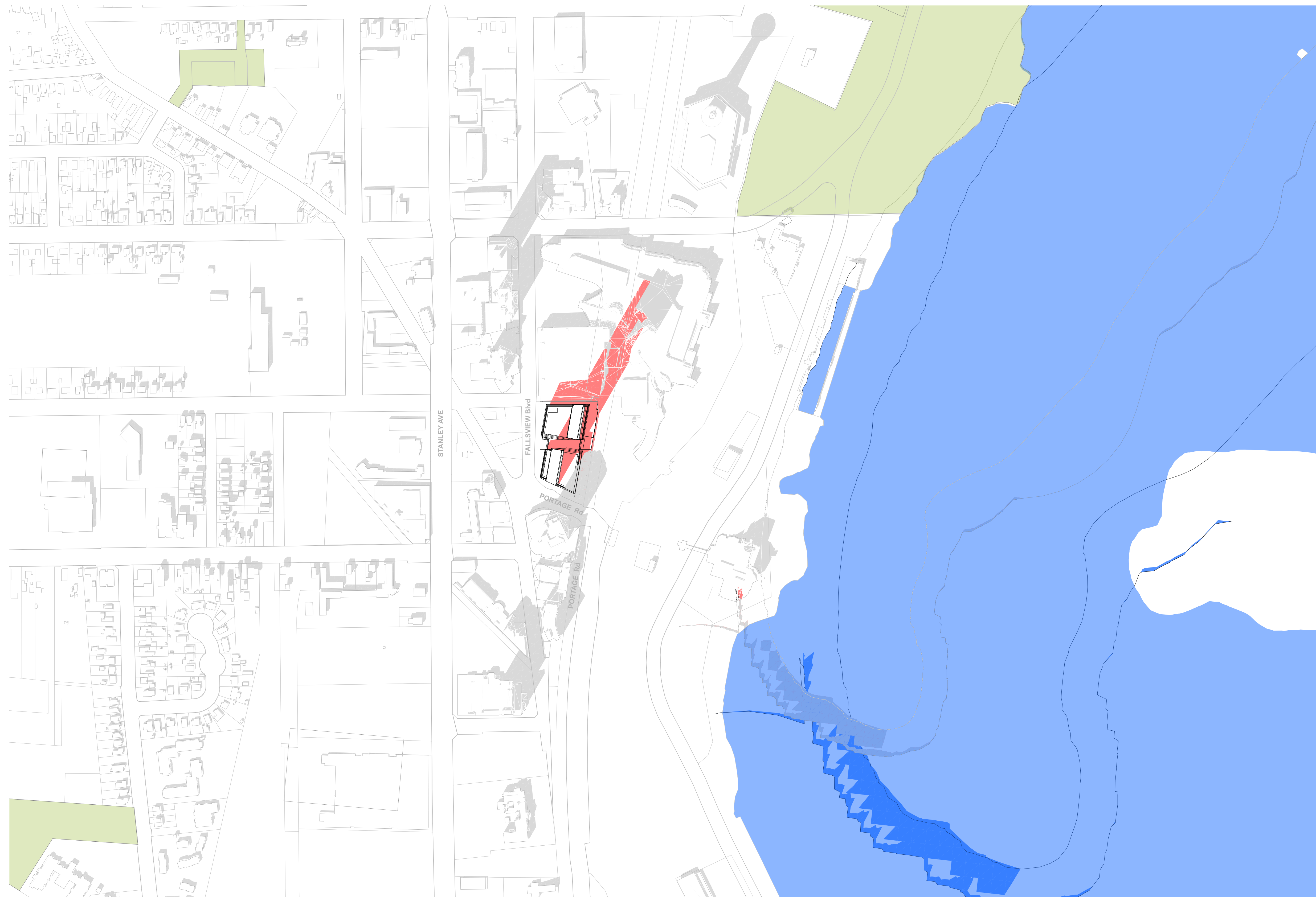


Oakes Hotel Redevelopment
6546 Fallsview Blvd.
 6546 Fallsview Blvd, Niagara Falls, ON

Hennepin's View Inc.

SHADOW STUDY - MARCH 13:18

Scale: 1:3000, 1:2000
 Project No: 22023
 01 February 2024

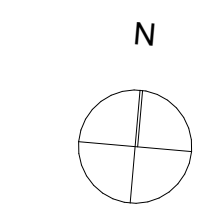


21 March 2021 02:18 PM

1. Copyright of this drawing is reserved by the Architect. The drawing and all associated documents are an instrument of service by the Architect. The drawing and the information contained therein may not be reproduced in whole or in part without prior written permission of the Architect.
 2. These Contract Documents are the property of the Architect. The Architect bears no responsibility for the interpretation of these documents by the Contractor. Upon written application, the Architect will provide written/ graphic clarification or supplementary information regarding the intent of the Contract Documents. The Architect will review Shop Drawings submitted by the Contractor for design conformance only.
 3. Drawings are not to be scaled for construction. The Contractor is to verify all existing conditions and dimensions required to perform the work and report any discrepancies with the Contract Documents to the Architect before commencing any work.
 4. Positions of exposed finished mechanical or electrical devices, fittings, and fixtures are indicated on architectural drawings. The locations shown on the architectural drawings govern over the Mechanical and Electrical drawings. Those items not clearly located will be located as directed by the Architect.
 5. These drawings are not to be used for construction unless noted below as "Issuance: For Construction"
 6. All work is to be carried out in conformance with the Code and Bylaws of the authorities having jurisdiction.
 7. The Architect of these plans and specifications gives no warranty or representation to any party about the constructability of the building(s) represented by them. All contractors or subcontractors must satisfy themselves when bidding and at all times ensure that they can properly construct the work represented by these plans.
 8. Geodetic Elevations provided in these drawings are measured in accordance with the Canadian Geodetic Vertical Datum (CGVD2013).
- © 2022 architects—Alliance

No	Issued For	Date
1.	DRAFT SET	2023 - 03 - 14
2.	FOR ZBLA SUBMISSION (FINAL)	2024 - 02 - 01

a—A architects—Alliance
 317 Adelaide Street West, 2nd Flr
 Toronto ON, M5V 1P9, Canada
 www.architectsalliance.com
 +1. 416. 593. 6500

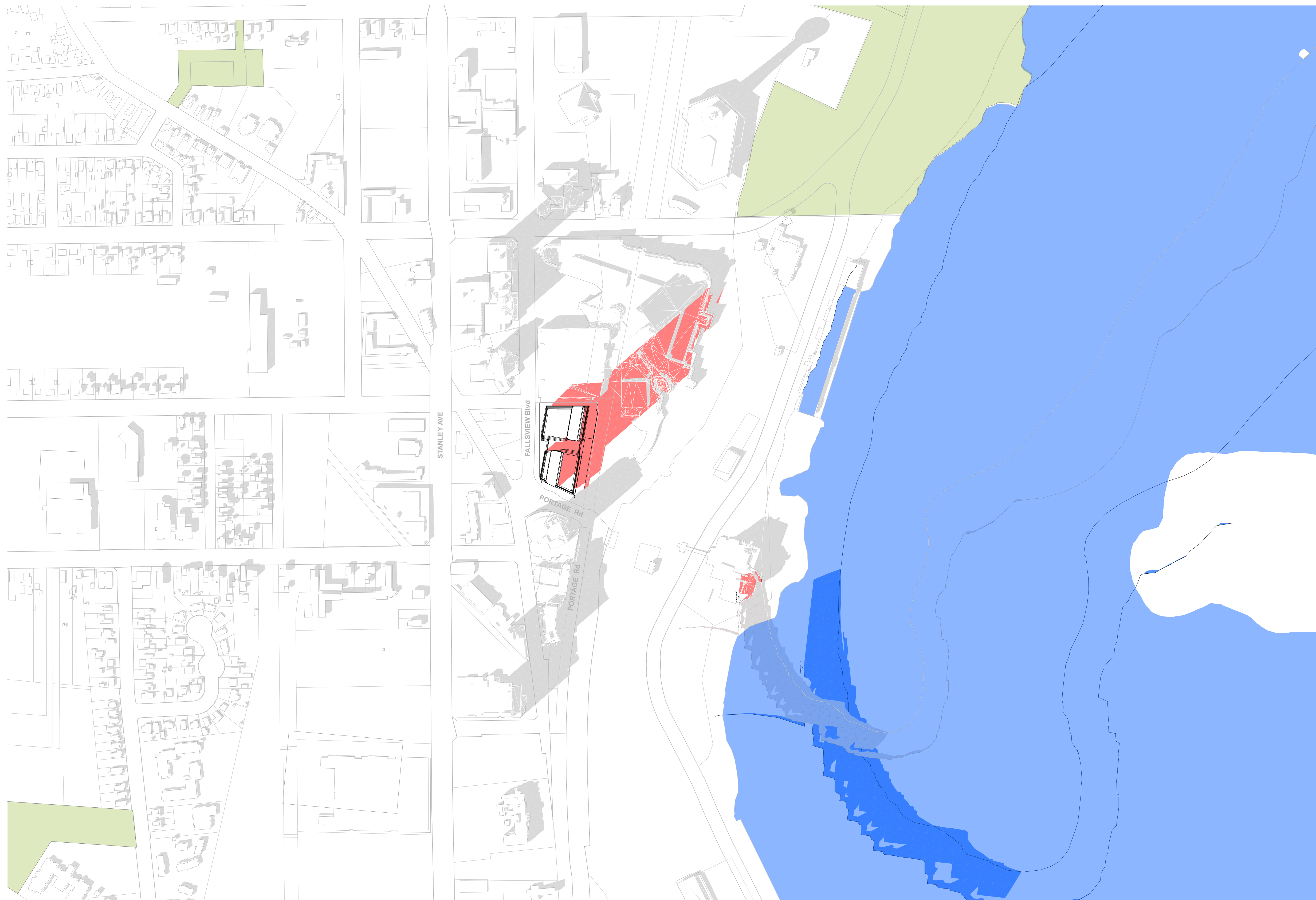


Oakes Hotel Redevelopment
6546 Fallsview Blvd.
 6546 Fallsview Blvd, Niagara Falls, ON

Hennepin's View Inc.

SHADOW STUDY - MARCH 14:18

Scale: 1:3000, 1:2000
 Project No: 22023
 01 February 2024



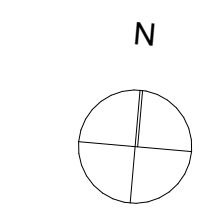
21 March 2021 03:18 PM

- Copyright of this drawing is reserved by the Architect. The drawing and all associated documents are an instrument of service by the Architect. The drawing and the information contained therein may not be reproduced in whole or in part without prior written permission of the Architect.
- These Contract Documents are the property of the Architect. The Architect bears no responsibility for the interpretation of these documents by the Contractor. Upon written application, the Architect will provide written/ graphic clarification or supplementary information regarding the intent of the Contract Documents. The Architect will review Shop Drawings submitted by the Contractor for design conformance only.
- Drawings are not to be scaled for construction. The Contractor is to verify all existing conditions and dimensions required to perform the work and report any discrepancies with the Contract Documents to the Architect before commencing any work.
- Positions of exposed finished mechanical or electrical devices, fittings, and fixtures are indicated on architectural drawings. The locations shown on the architectural drawings govern over the Mechanical and Electrical drawings. Those items not clearly located will be located as directed by the Architect.
- These drawings are not to be used for construction unless noted below as "Issuance: For Construction"
- All work is to be carried out in conformance with the Code and Bylaws of the authorities having jurisdiction.
- The Architect of these plans and specifications gives no warranty or representation to any party about the constructability of the building(s) represented by them. All contractors or subcontractors must satisfy themselves when bidding and at all times ensure that they can properly construct the work represented by these plans.
- Geodetic Elevations provided in these drawings are measured in accordance with the Canadian Geodetic Vertical Datum (CGVD2013).

© 2022 architects—Alliance

No	Issued For	Date
1.	DRAFT SET	2023 - 03 - 14
2.	FOR ZBLA SUBMISSION (FINAL)	2024 - 02 - 01

a—A architects—Alliance
 317 Adelaide Street West, 2nd Flr
 Toronto ON, M5V 1P9, Canada
 www.architectsalliance.com
 +1. 416. 593. 6500

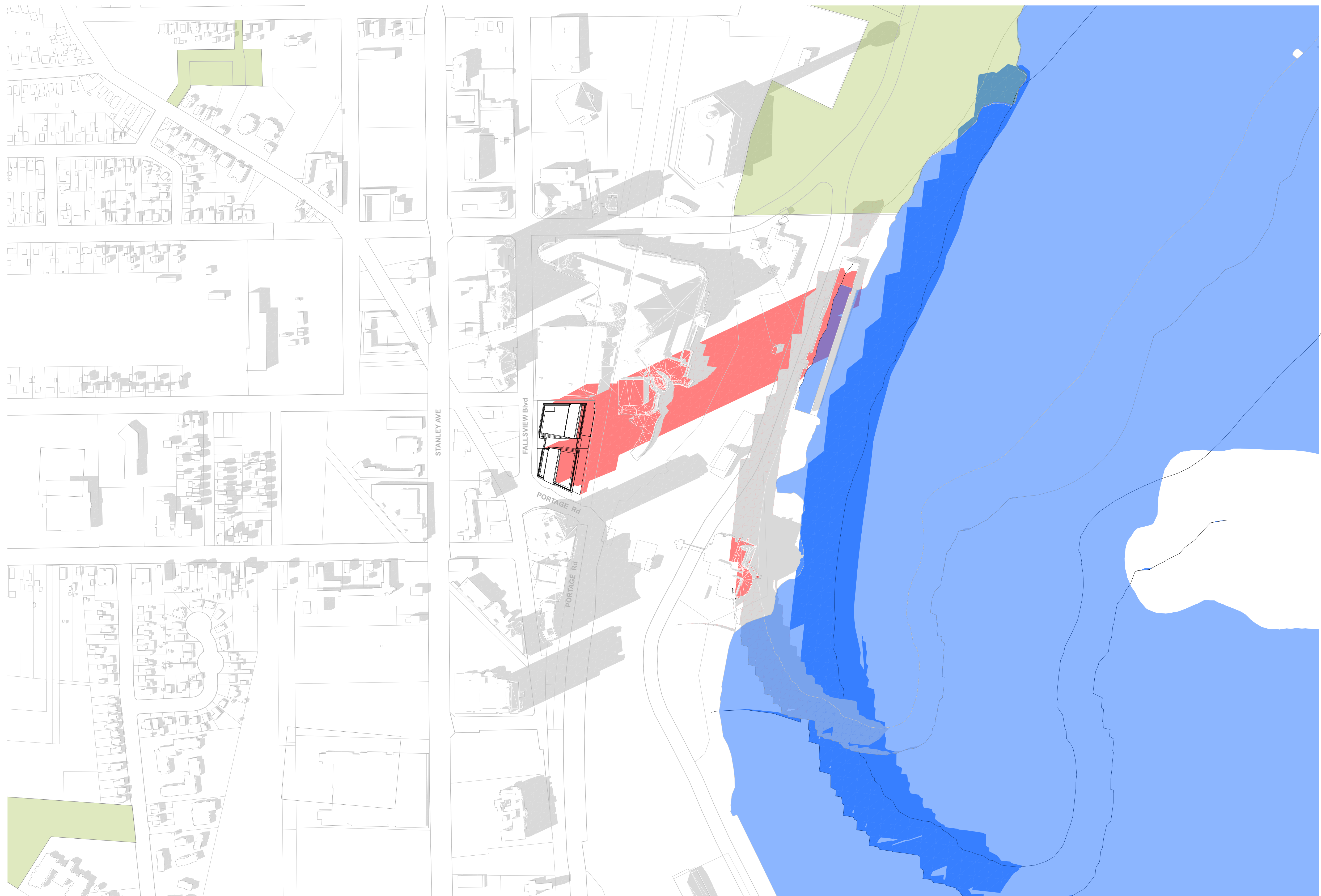


Oakes Hotel Redevelopment
6546 Fallsview Blvd.
 6546 Fallsview Blvd, Niagara Falls, ON

Hennepin's View Inc.

SHADOW STUDY - MARCH 15:18

Scale: 1:3000, 1:2000
 Project No: 22023
 01 February 2024

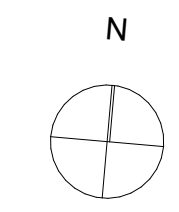


21 March 2021 04:18 PM

1. Copyright of this drawing is reserved by the Architect. The drawing and all associated documents are an instrument of service by the Architect. The drawing and the information contained therein may not be reproduced in whole or in part without prior written permission of the Architect.
 2. These Contract Documents are the property of the Architect. The Architect bears no responsibility for the interpretation of these documents by the Contractor. Upon written application, the Architect will provide written/graphic clarification or supplementary information regarding the intent of the Contract Documents. The Architect will review Shop Drawings submitted by the Contractor for design conformance only.
 3. Drawings are not to be scaled for construction. The Contractor is to verify all existing conditions and dimensions required to perform the work and report any discrepancies with the Contract Documents to the Architect before commencing any work.
 4. Positions of exposed finished mechanical or electrical devices, fittings, and fixtures are indicated on architectural drawings. The locations shown on the architectural drawings govern over the Mechanical and Electrical drawings. Those items not clearly located will be located as directed by the Architect.
 5. These drawings are not to be used for construction unless noted below as "Issuance: For Construction"
 6. All work is to be carried out in conformance with the Code and Bylaws of the authorities having jurisdiction.
 7. The Architect of these plans and specifications gives no warranty or representation to any party about the constructability of the building(s) represented by them. All contractors or subcontractors must satisfy themselves when bidding and at all times ensure that they can properly construct the work represented by these plans.
 8. Geodetic Elevations provided in these drawings are measured in accordance with the Canadian Geodetic Vertical Datum (CGVD2013).
- © 2022 architects—Alliance

No	Issued For	Date
1.	DRAFT SET	2023 - 03 - 14
2.	FOR ZBLA SUBMISSION (FINAL)	2024 - 02 - 01

a—A architects—Alliance
 317 Adelaide Street West, 2nd Flr
 Toronto, ON, M5V 1P9, Canada
 www.architectsalliance.com
 +1. 416. 593. 6500



Oakes Hotel Redevelopment
6546 Fallsview Blvd.
 6546 Fallsview Blvd, Niagara Falls, ON

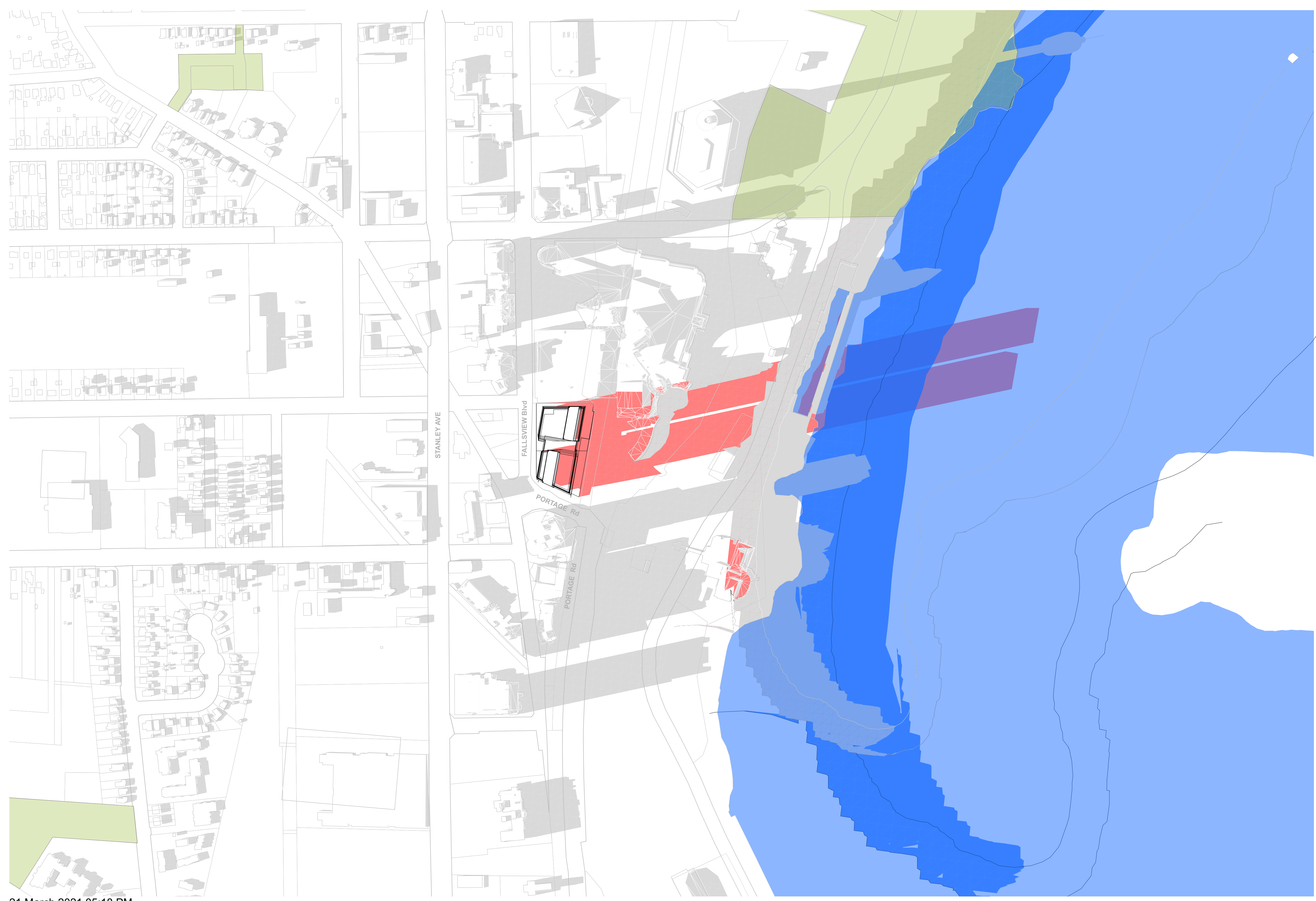
Hennepin's View Inc.

SHADOW STUDY - MARCH 16:18

Scale: 1:3000, 1:2000

Project No: 22023

01 February 2024

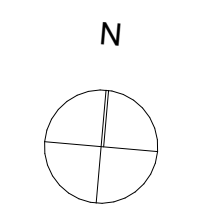


21 March 2021 05:18 PM

1. Copyright of this drawing is reserved by the Architect. The drawing and all associated documents are an instrument of service by the Architect. The drawing and the information contained therein may not be reproduced in whole or in part without prior written permission of the Architect.
 2. These Contract Documents are the property of the Architect. The Architect bears no responsibility for the interpretation of these documents by the Contractor. Upon written application, the Architect will provide written/ graphic clarification or supplementary information regarding the intent of the Contract Documents. The Architect will review Shop Drawings submitted by the Contractor for design conformance only.
 3. Drawings are not to be scaled for construction. The Contractor is to verify all existing conditions and dimensions required to perform the work and report any discrepancies with the Contract Documents to the Architect before commencing any work.
 4. Positions of exposed finished mechanical or electrical devices, fittings, and fixtures are indicated on architectural drawings. The locations shown on the architectural drawings govern over the Mechanical and Electrical drawings. Those items not clearly located will be located as directed by the Architect.
 5. These drawings are not to be used for construction unless noted below as "Issuance: For Construction"
 6. All work is to be carried out in conformance with the Code and Bylaws of the authorities having jurisdiction.
 7. The Architect of these plans and specifications gives no warranty or representation to any party about the constructability of the building(s) represented by them. All contractors or subcontractors must satisfy themselves when bidding and at all times ensure that they can properly construct the work represented by these plans.
 8. Geodetic Elevations provided in these drawings are measured in accordance with the Canadian Geodetic Vertical Datum (CGVD2013).
- © 2022 architects—Alliance

No	Issued For	Date
1.	DRAFT SET	2023 - 03 - 14
2.	FOR ZBLA SUBMISSION (FINAL)	2024 - 02 - 01

a—A architects—Alliance
 317 Adelaide Street West, 2nd Flr
 Toronto ON, M5V 1P9, Canada
 www.architectsalliance.com
 +1. 416. 593. 6500

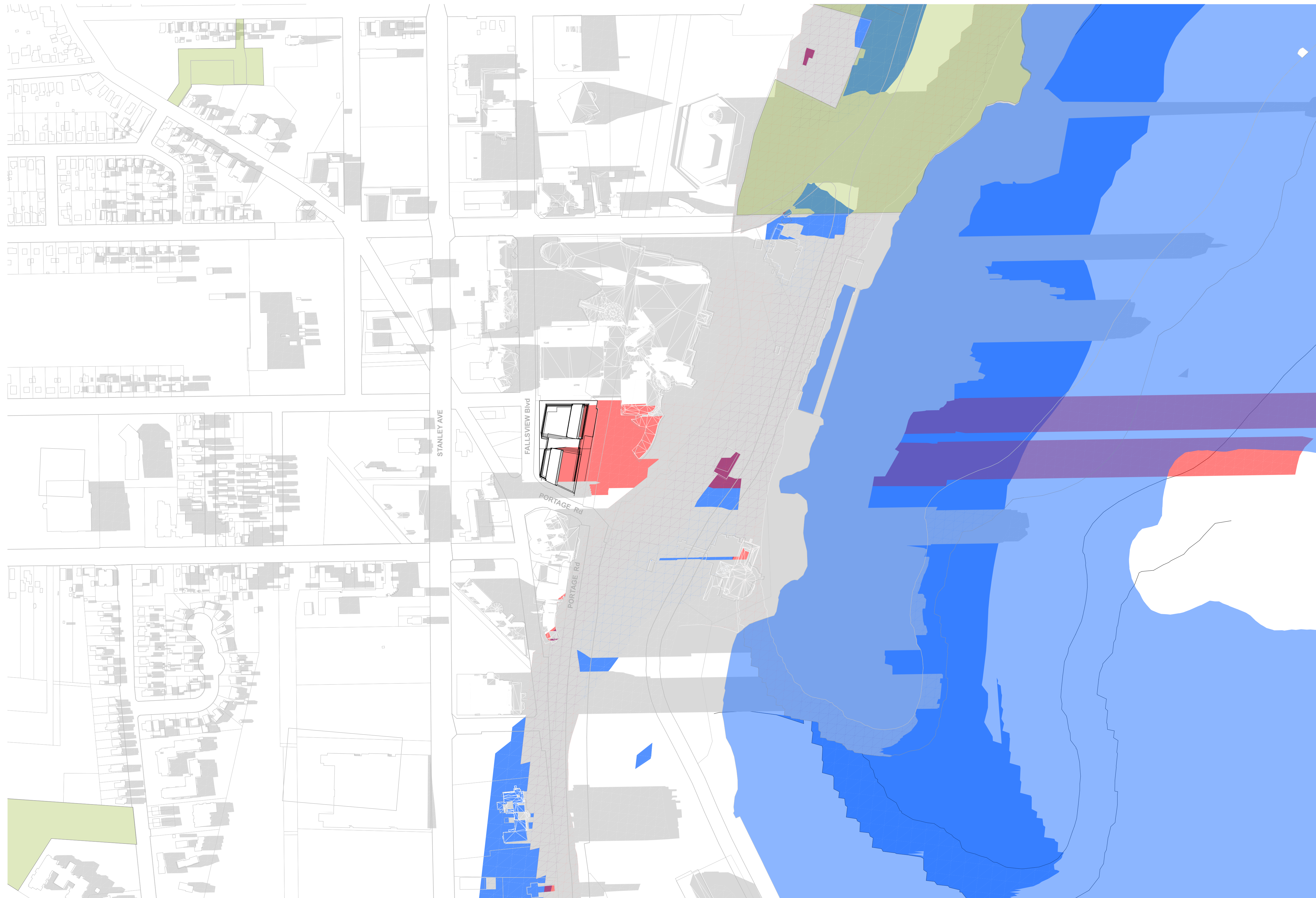


Oakes Hotel Redevelopment
6546 Fallsview Blvd.
 6546 Fallsview Blvd, Niagara Falls, ON

Hennepin's View Inc.

SHADOW STUDY - MARCH 17:18

Scale: 1:3000, 1:2000
 Project No: 22023
 01 February 2024



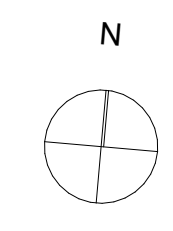
21 March 2021 06:18 PM

1. Copyright of this drawing is reserved by the Architect. The drawing and all associated documents are an instrument of service by the Architect. The drawing and the information contained therein may not be reproduced in whole or in part without prior written permission of the Architect.
2. These Contract Documents are the property of the Architect. The Architect bears no responsibility for the interpretation of these documents by the Contractor. Upon written application, the Architect will provide written/ graphic clarification or supplementary information regarding the intent of the Contract Documents. The Architect will review Shop Drawings submitted by the Contractor for design conformance only.
3. Drawings are not to be scaled for construction. The Contractor is to verify all existing conditions and dimensions required to perform the work and report any discrepancies with the Contract Documents to the Architect before commencing any work.
4. Positions of exposed finished mechanical or electrical devices, fittings, and fixtures are indicated on architectural drawings. The locations shown on the architectural drawings govern over the Mechanical and Electrical drawings. Those items not clearly located will be located as directed by the Architect.
5. These drawings are not to be used for construction unless noted below as "Issuance: For Construction"
6. All work is to be carried out in conformance with the Code and Bylaws of the authorities having jurisdiction.
7. The Architect of these plans and specifications gives no warranty or representation to any party about the constructability of the building(s) represented by them. All contractors or subcontractors must satisfy themselves when bidding and at all times ensure that they can properly construct the work represented by these plans.
8. Geodetic Elevations provided in these drawings are measured in accordance with the Canadian Geodetic Vertical Datum (CGVD2013).

© 2022 architects—Alliance

No	Issued For	Date
1.	DRAFT SET	2023 - 03 - 14
2.	FOR ZBLA SUBMISSION (FINAL)	2024 - 02 - 01

a—A architects—Alliance
 317 Adelaide Street West, 2nd Flr
 Toronto ON, M5V 1P9, Canada
 www.architectsalliance.com
 +1. 416. 593. 6500

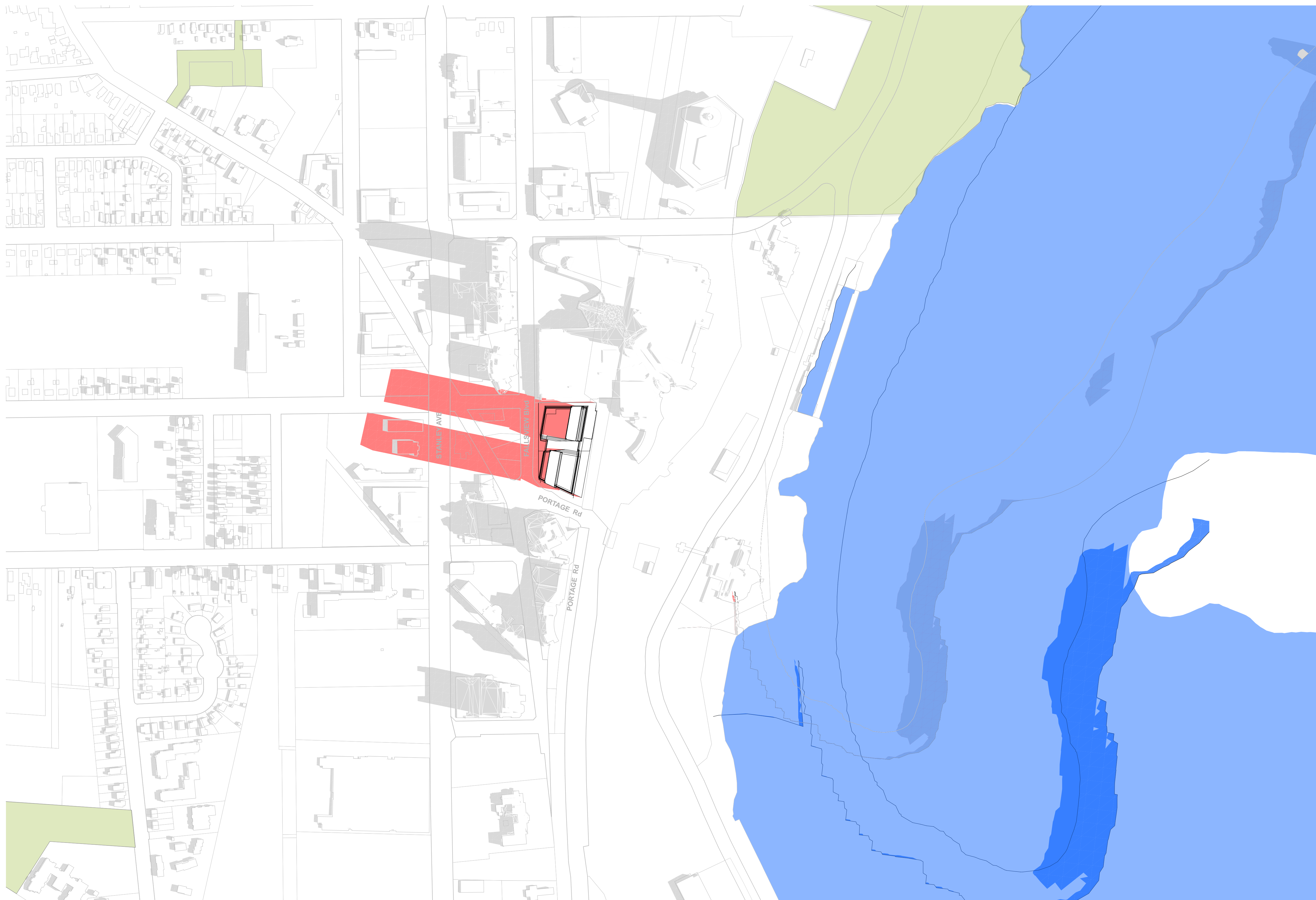


Oakes Hotel Redevelopment
6546 Fallsview Blvd.
 6546 Fallsview Blvd, Niagara Falls, ON

Hennepin's View Inc.

SHADOW STUDY - MARCH 18:18

Scale: 1:3000, 1:2000
 Project No: 22023
 01 February 2024

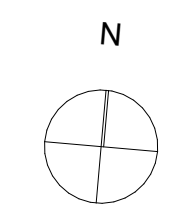


21 June 2021 09:18 AM

1. Copyright of this drawing is reserved by the Architect. The drawing and all associated documents are an instrument of service by the Architect. The drawing and the information contained therein may not be reproduced in whole or in part without prior written permission of the Architect.
 2. These Contract Documents are the property of the Architect. The Architect bears no responsibility for the interpretation of these documents by the Contractor. Upon written application, the Architect will provide written/ graphic clarification or supplementary information regarding the intent of the Contract Documents. The Architect will review Shop Drawings submitted by the Contractor for design conformance only.
 3. Drawings are not to be scaled for construction. The Contractor is to verify all existing conditions and dimensions required to perform the work and report any discrepancies with the Contract Documents to the Architect before commencing any work.
 4. Positions of exposed finished mechanical or electrical devices, fittings, and fixtures are indicated on architectural drawings. The locations shown on the architectural drawings govern over the Mechanical and Electrical drawings. Those items not clearly located will be located as directed by the Architect.
 5. These drawings are not to be used for construction unless noted below as "Issuance: For Construction"
 6. All work is to be carried out in conformance with the Code and Bylaws of the authorities having jurisdiction.
 7. The Architect of these plans and specifications gives no warranty or representation to any party about the constructability of the building(s) represented by them. All contractors or subcontractors must satisfy themselves when bidding and at all times ensure that they can properly construct the work represented by these plans.
 8. Geodetic Elevations provided in these drawings are measured in accordance with the Canadian Geodetic Vertical Datum (CGVD2013).
- © 2022 architects—Alliance

No	Issued For	Date
1.	DRAFT SET	2023 - 03 - 14
2.	FOR ZBLA SUBMISSION (FINAL)	2024 - 02 - 01

a—A architects—Alliance
 317 Adelaide Street West, 2nd Flr
 Toronto ON, M5V 1P9, Canada
 www.architectsalliance.com
 +1. 416. 593. 6500

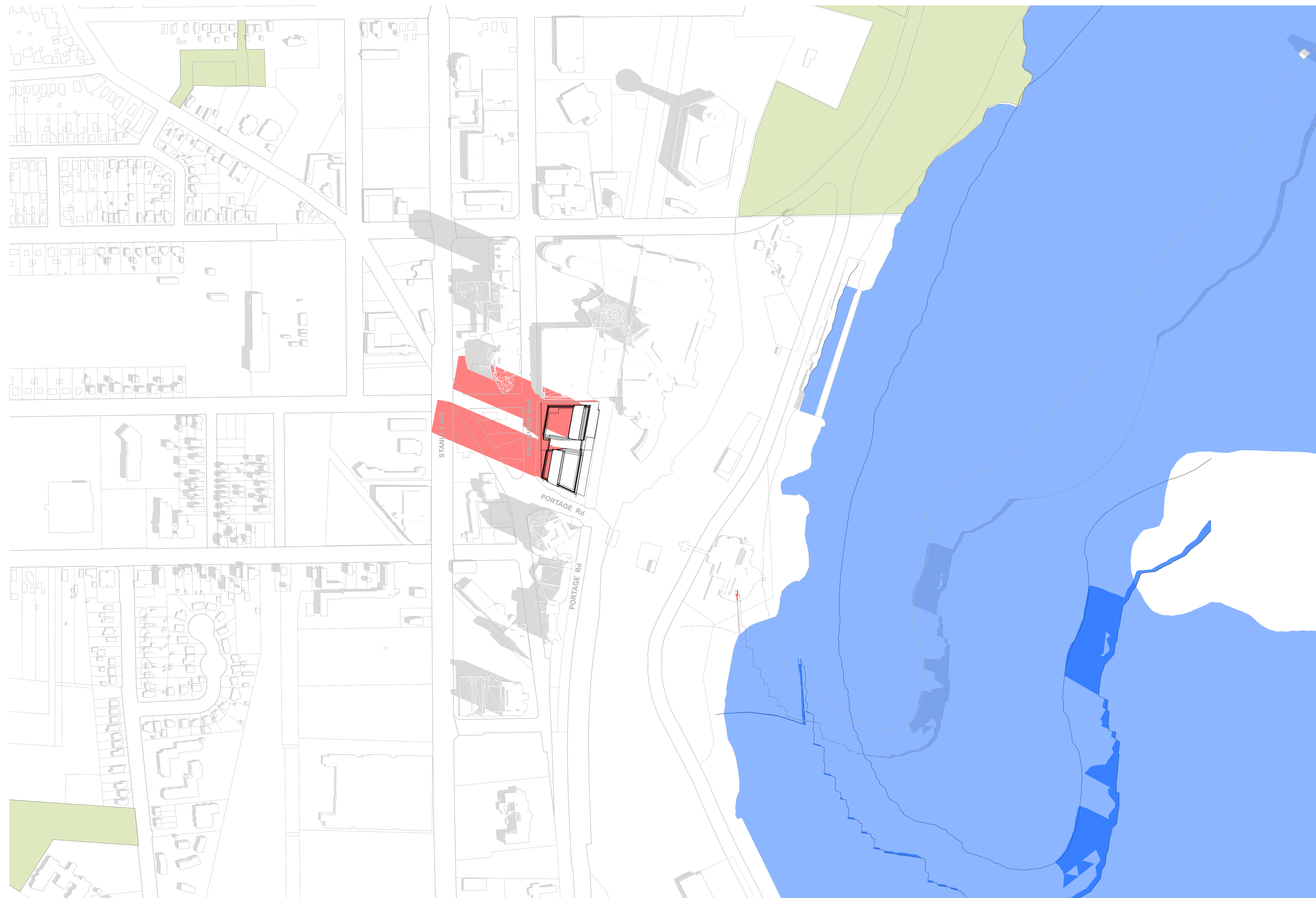


Oakes Hotel Redevelopment
6546 Fallsview Blvd.
 6546 Fallsview Blvd, Niagara Falls, ON

Hennepin's View Inc.

SHADOW STUDY - JUNE 09:18

Scale: 1:3000, 1:2000
 Project No: 22023
 01 February 2024

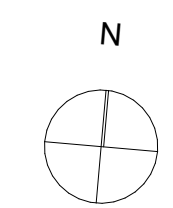


21 June 2021 10:18 AM

1. Copyright of this drawing is reserved by the Architect. The drawing and all associated documents are an instrument of service by the Architect. The drawing and the information contained therein may not be reproduced in whole or in part without prior written permission of the Architect.
 2. These Contract Documents are the property of the Architect. The Architect bears no responsibility for the interpretation of these documents by the Contractor. Upon written application, the Architect will provide written/ graphic clarification or supplementary information regarding the intent of the Contract Documents. The Architect will review Shop Drawings submitted by the Contractor for design conformance only.
 3. Drawings are not to be scaled for construction. The Contractor is to verify all existing conditions and dimensions required to perform the work and report any discrepancies with the Contract Documents to the Architect before commencing any work.
 4. Positions of exposed finished mechanical or electrical devices, fittings, and fixtures are indicated on architectural drawings. The locations shown on the architectural drawings govern over the Mechanical and Electrical drawings. Those items not clearly located will be located as directed by the Architect.
 5. These drawings are not to be used for construction unless noted below as "Issuance: For Construction"
 6. All work is to be carried out in conformance with the Code and Bylaws of the authorities having jurisdiction.
 7. The Architect of these plans and specifications gives no warranty or representation to any party about the constructability of the building(s) represented by them. All contractors or subcontractors must satisfy themselves when bidding and at all times ensure that they can properly construct the work represented by these plans.
 8. Geodetic Elevations provided in these drawings are measured in accordance with the Canadian Geodetic Vertical Datum (CGVD2013).
- © 2022 architects—Alliance

No	Issued For	Date
1.	DRAFT SET	2023 - 03 - 14
2.	FOR ZBLA SUBMISSION (FINAL)	2024 - 02 - 01

a—A architects—Alliance
 317 Adelaide Street West, 2nd Flr
 Toronto, ON, M5V 1P9, Canada
 www.architectsalliance.com
 +1. 416. 593. 6500

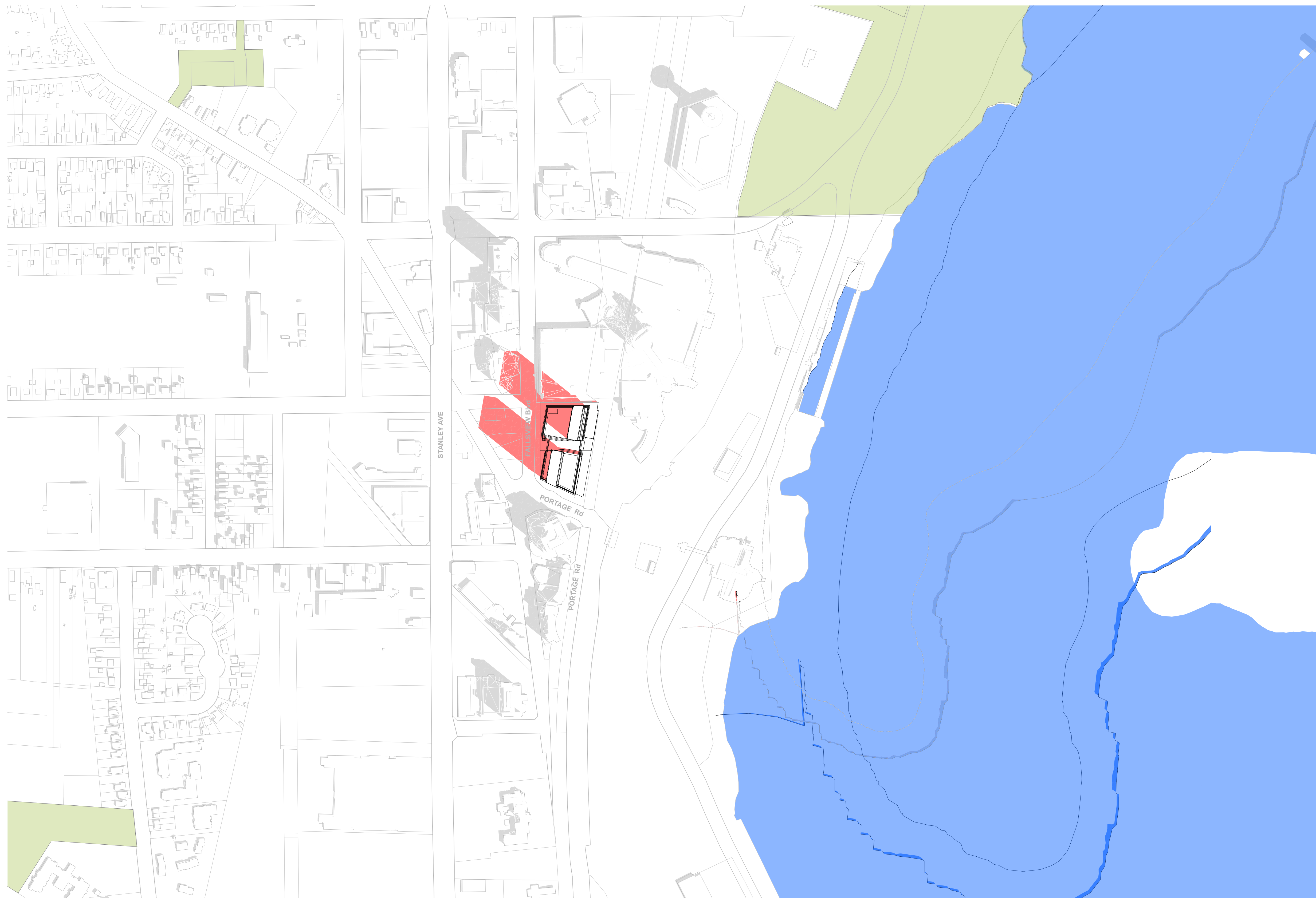


Oakes Hotel Redevelopment
 6546 Fallsview Blvd.
 6546 Fallsview Blvd, Niagara Falls, ON

Hennepin's View Inc.

SHADOW STUDY - JUNE 10:18

Scale: 1:3000, 1:2000
 Project No: 22023
 01 February 2024



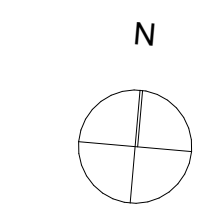
21 June 2021 11:18 AM

1. Copyright of this drawing is reserved by the Architect. The drawing and all associated documents are an instrument of service by the Architect. The drawing and the information contained therein may not be reproduced in whole or in part without prior written permission of the Architect.
2. These Contract Documents are the property of the Architect. The Architect bears no responsibility for the interpretation of these documents by the Contractor. Upon written application, the Architect will provide written/graphic clarification or supplementary information regarding the intent of the Contract Documents. The Architect will review Shop Drawings submitted by the Contractor for design conformance only.
3. Drawings are not to be scaled for construction. The Contractor is to verify all existing conditions and dimensions required to perform the work and report any discrepancies with the Contract Documents to the Architect before commencing any work.
4. Positions of exposed finished mechanical or electrical devices, fittings, and fixtures are indicated on architectural drawings. The locations shown on the architectural drawings govern over the Mechanical and Electrical drawings. Those items not clearly located will be located as directed by the Architect.
5. These drawings are not to be used for construction unless noted below as "Issuance: For Construction".
6. All work is to be carried out in conformance with the Code and Bylaws of the authorities having jurisdiction.
7. The Architect of these plans and specifications gives no warranty or representation to any party about the constructability of the building(s) represented by them. All contractors or subcontractors must satisfy themselves when bidding and at all times ensure that they can properly construct the work represented by these plans.
8. Geodetic Elevations provided in these drawings are measured in accordance with the Canadian Geodetic Vertical Datum (CGVD2013).

© 2022 architects—Alliance

No	Issued For	Date
1.	DRAFT SET	2023 - 03 - 14
2.	FOR ZBLA SUBMISSION (FINAL)	2024 - 02 - 01

a—A architects—Alliance
 317 Adelaide Street West, 2nd Flr
 Toronto, ON, M5V 1P9, Canada
 www.architectsalliance.com
 +1. 416. 593. 6500

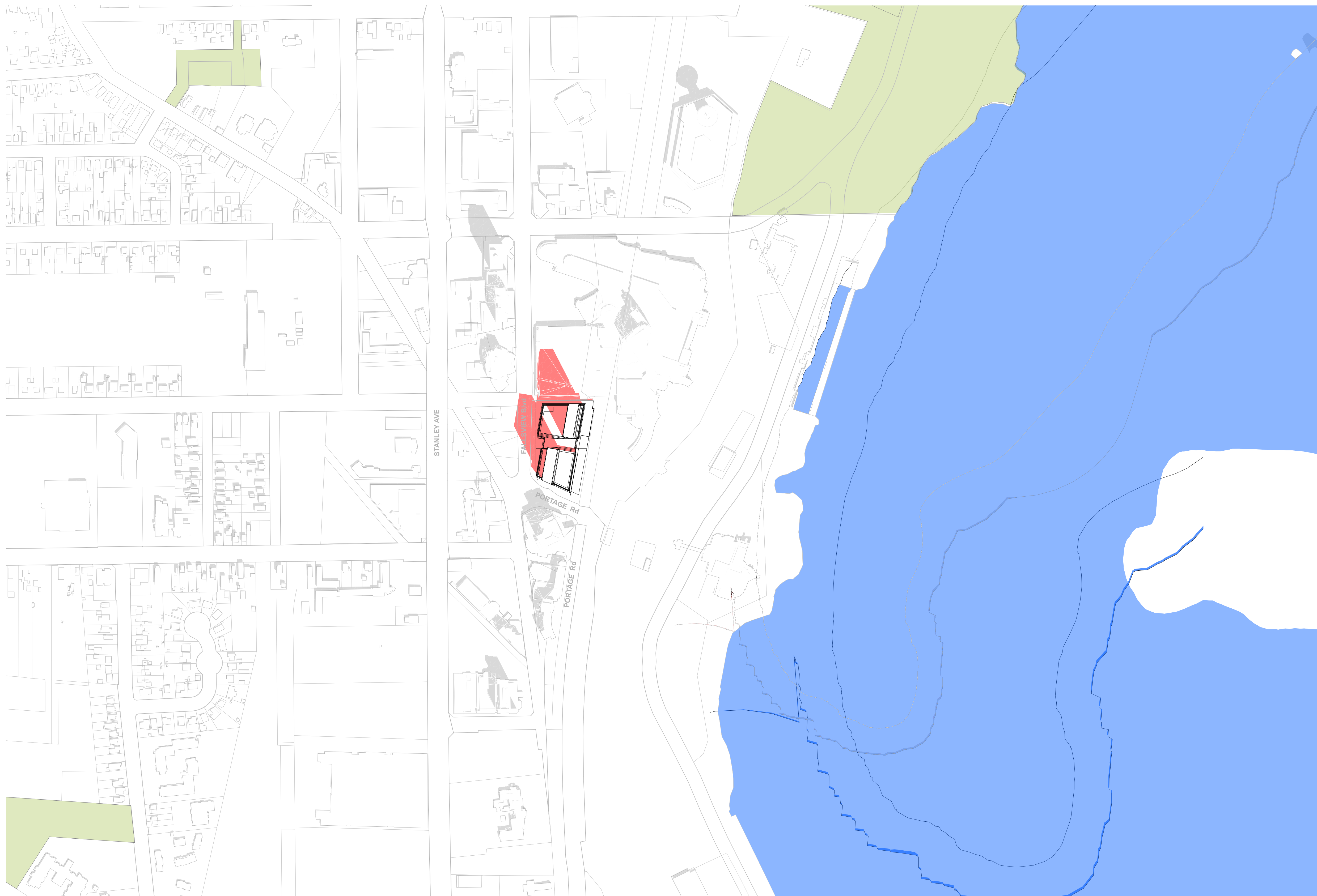


Oakes Hotel Redevelopment
 6546 Fallsview Blvd.
 6546 Fallsview Blvd, Niagara Falls, ON

Hennepin's View Inc.

SHADOW STUDY - JUNE 11:18

Scale: 1:3000, 1:2000
 Project No: 22023
 01 February 2024

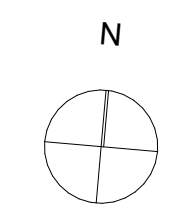


21 June 2021 12:18 PM

1. Copyright of this drawing is reserved by the Architect. The drawing and all associated documents are an instrument of service by the Architect. The drawing and the information contained therein may not be reproduced in whole or in part without prior written permission of the Architect.
 2. These Contract Documents are the property of the Architect. The Architect bears no responsibility for the interpretation of these documents by the Contractor. Upon written application, the Architect will provide written/graphic clarification or supplementary information regarding the intent of the Contract Documents. The Architect will review Shop Drawings submitted by the Contractor for design conformance only.
 3. Drawings are not to be scaled for construction. The Contractor is to verify all existing conditions and dimensions required to perform the work and report any discrepancies with the Contract Documents to the Architect before commencing any work.
 4. Positions of exposed finished mechanical or electrical devices, fittings, and fixtures are indicated on architectural drawings. The locations shown on the architectural drawings govern over the Mechanical and Electrical drawings. Those items not clearly located will be located as directed by the Architect.
 5. These drawings are not to be used for construction unless noted below as "Issuance: For Construction"
 6. All work is to be carried out in conformance with the Code and Bylaws of the authorities having jurisdiction.
 7. The Architect of these plans and specifications gives no warranty or representation to any party about the constructability of the building(s) represented by them. All contractors or subcontractors must satisfy themselves when bidding and at all times ensure that they can properly construct the work represented by these plans.
 8. Geodetic Elevations provided in these drawings are measured in accordance with the Canadian Geodetic Vertical Datum (CGVD2013).
- © 2022 architects—Alliance

No	Issued For	Date
1.	DRAFT SET	2023 - 03 - 14
2.	FOR ZBLA SUBMISSION (FINAL)	2024 - 02 - 01

a—A architects—Alliance
 317 Adelaide Street West, 2nd Flr
 Toronto, ON, M5V 1P9, Canada
 www.architectsalliance.com
 +1. 416. 593. 6500



Oakes Hotel Redevelopment
 6546 Fallsview Blvd.
 6546 Fallsview Blvd, Niagara Falls, ON

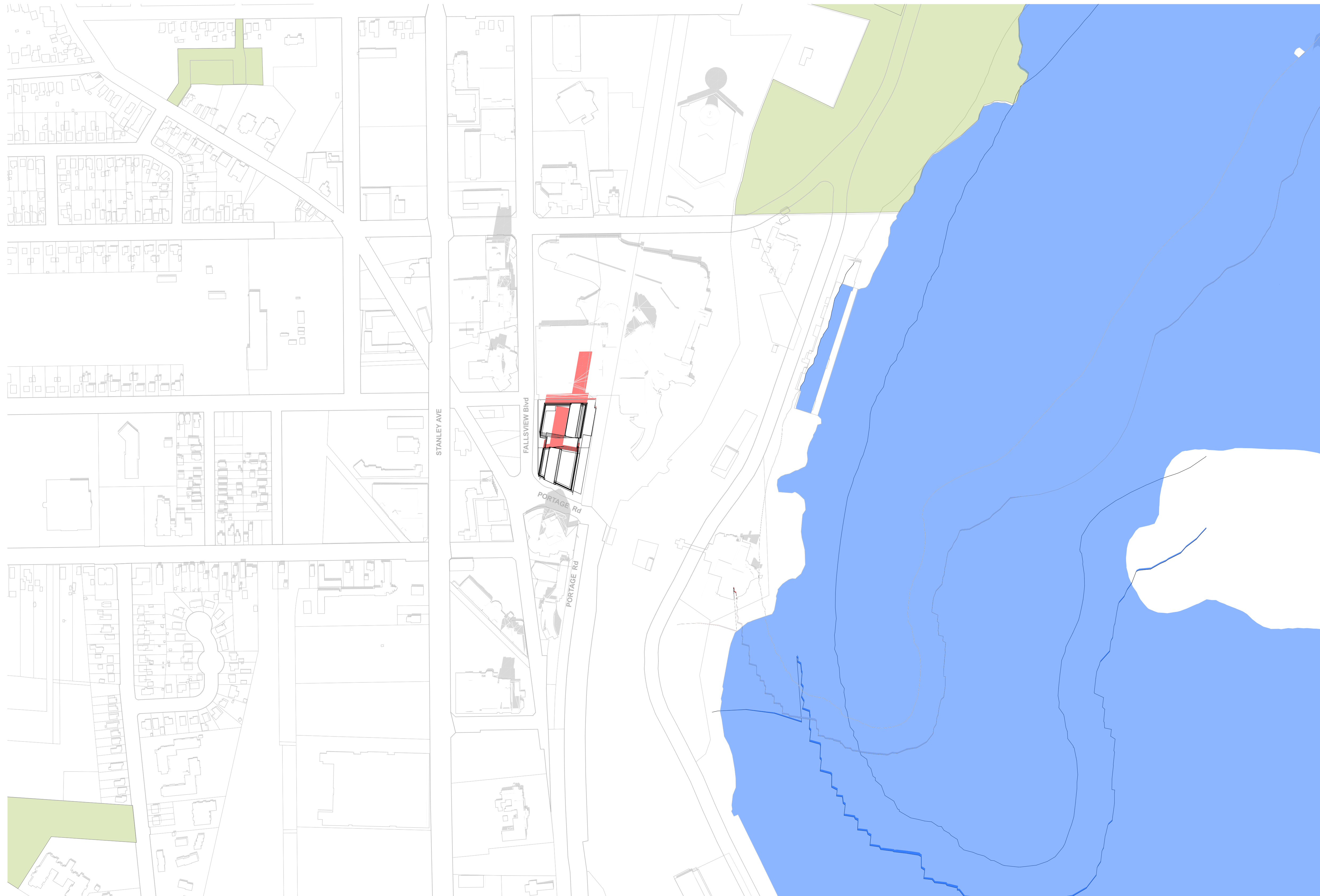
Hennepin's View Inc.

SHADOW STUDY - JUNE 12:18

Scale: 1:3000, 1:2000

Project No: 22023

01 February 2024

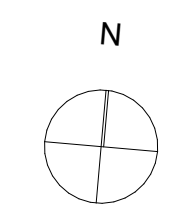


21 June 2021 01:18 PM

1. Copyright of this drawing is reserved by the Architect. The drawing and all associated documents are an instrument of service by the Architect. The drawing and the information contained therein may not be reproduced in whole or in part without prior written permission of the Architect.
 2. These Contract Documents are the property of the Architect. The Architect bears no responsibility for the interpretation of these documents by the Contractor. Upon written application, the Architect will provide written/ graphic clarification or supplementary information regarding the intent of the Contract Documents. The Architect will review Shop Drawings submitted by the Contractor for design conformance only.
 3. Drawings are not to be scaled for construction. The Contractor is to verify all existing conditions and dimensions required to perform the work and report any discrepancies with the Contract Documents to the Architect before commencing any work.
 4. Positions of exposed finished mechanical or electrical devices, fittings, and fixtures are indicated on architectural drawings. The locations shown on the architectural drawings govern over the Mechanical and Electrical drawings. Those items not clearly located will be located as directed by the Architect.
 5. These drawings are not to be used for construction unless noted below as "Issuance: For Construction"
 6. All work is to be carried out in conformance with the Code and Bylaws of the authorities having jurisdiction.
 7. The Architect of these plans and specifications gives no warranty or representation to any party about the constructability of the building(s) represented by them. All contractors or subcontractors must satisfy themselves when bidding and at all times ensure that they can properly construct the work represented by these plans.
 8. Geodetic Elevations provided in these drawings are measured in accordance with the Canadian Geodetic Vertical Datum (CGVD2013).
- © 2022 architects—Alliance

No	Issued For	Date
1.	DRAFT SET	2023 - 03 - 14
2.	FOR ZBLA SUBMISSION (FINAL)	2024 - 02 - 01

a—A architects—Alliance
 317 Adelaide Street West, 2nd Flr
 Toronto, ON, M5V 1P9, Canada
 www.architectsalliance.com
 +1. 416. 593. 6500

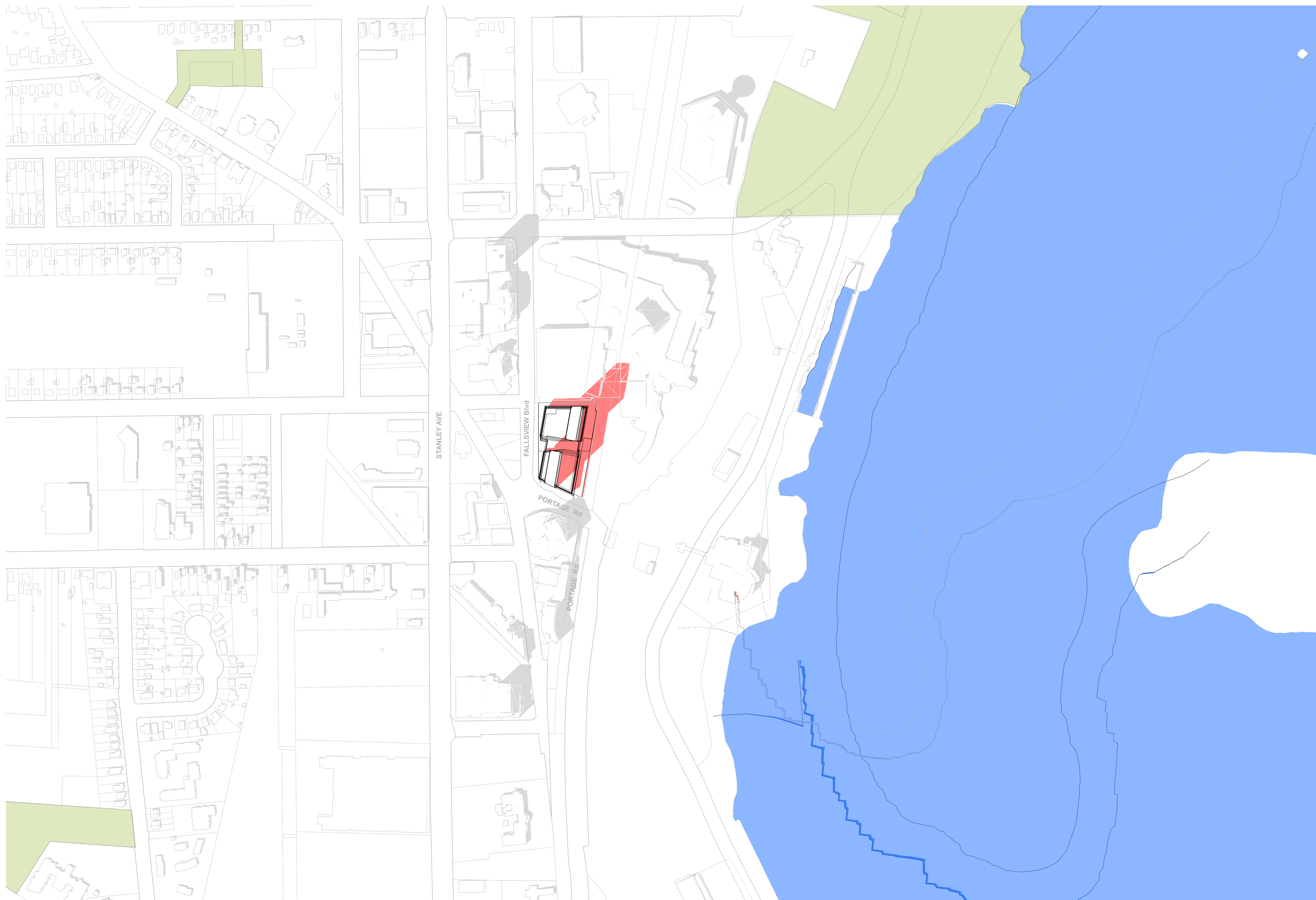


Oakes Hotel Redevelopment
6546 Fallsview Blvd.
 6546 Fallsview Blvd, Niagara Falls, ON

Hennepin's View Inc.

SHADOW STUDY - JUNE 13:18

Scale: 1:3000, 1:2000
 Project No: 22023
 01 February 2024



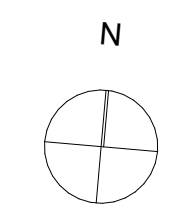
21 June 2021 02:18 PM

1. Copyright of this drawing is reserved by the Architect. The drawing and all associated documents are an instrument of service by the Architect. The drawing and the information contained therein may not be reproduced in whole or in part without prior written permission of the Architect.
2. These Contract Documents are the property of the Architect. The Architect bears no responsibility for the interpretation of these documents by the Contractor. Upon written application, the Architect will provide written/ graphic clarification or supplementary information regarding the intent of the Contract Documents. The Architect will review Shop Drawings submitted by the Contractor for design conformance only.
3. Drawings are not to be scaled for construction. The Contractor is to verify all existing conditions and dimensions required to perform the work and report any discrepancies with the Contract Documents to the Architect before commencing any work.
4. Positions of exposed finished mechanical or electrical devices, fittings, and fixtures are indicated on architectural drawings. The locations shown on the architectural drawings govern over the Mechanical and Electrical drawings. Those items not clearly located will be located as directed by the Architect.
5. These drawings are not to be used for construction unless noted below as "Issuance: For Construction"
6. All work is to be carried out in conformance with the Code and Bylaws of the authorities having jurisdiction.
7. The Architect of these plans and specifications gives no warranty or representation to any party about the constructability of the building(s) represented by them. All contractors or subcontractors must satisfy themselves when bidding and at all times ensure that they can properly construct the work represented by these plans.
8. Geodetic Elevations provided in these drawings are measured in accordance with the Canadian Geodetic Vertical Datum (CGVD2013).

© 2022 architects—Alliance

No	Issued For	Date
1.	DRAFT SET	2023 - 03 - 14
2.	FOR ZBLA SUBMISSION (FINAL)	2024 - 02 - 01

a—A architects—Alliance
 317 Adelaide Street West, 2nd Flr
 Toronto, ON, M5V 1P9, Canada
 www.architectsalliance.com
 +1. 416. 593. 6500

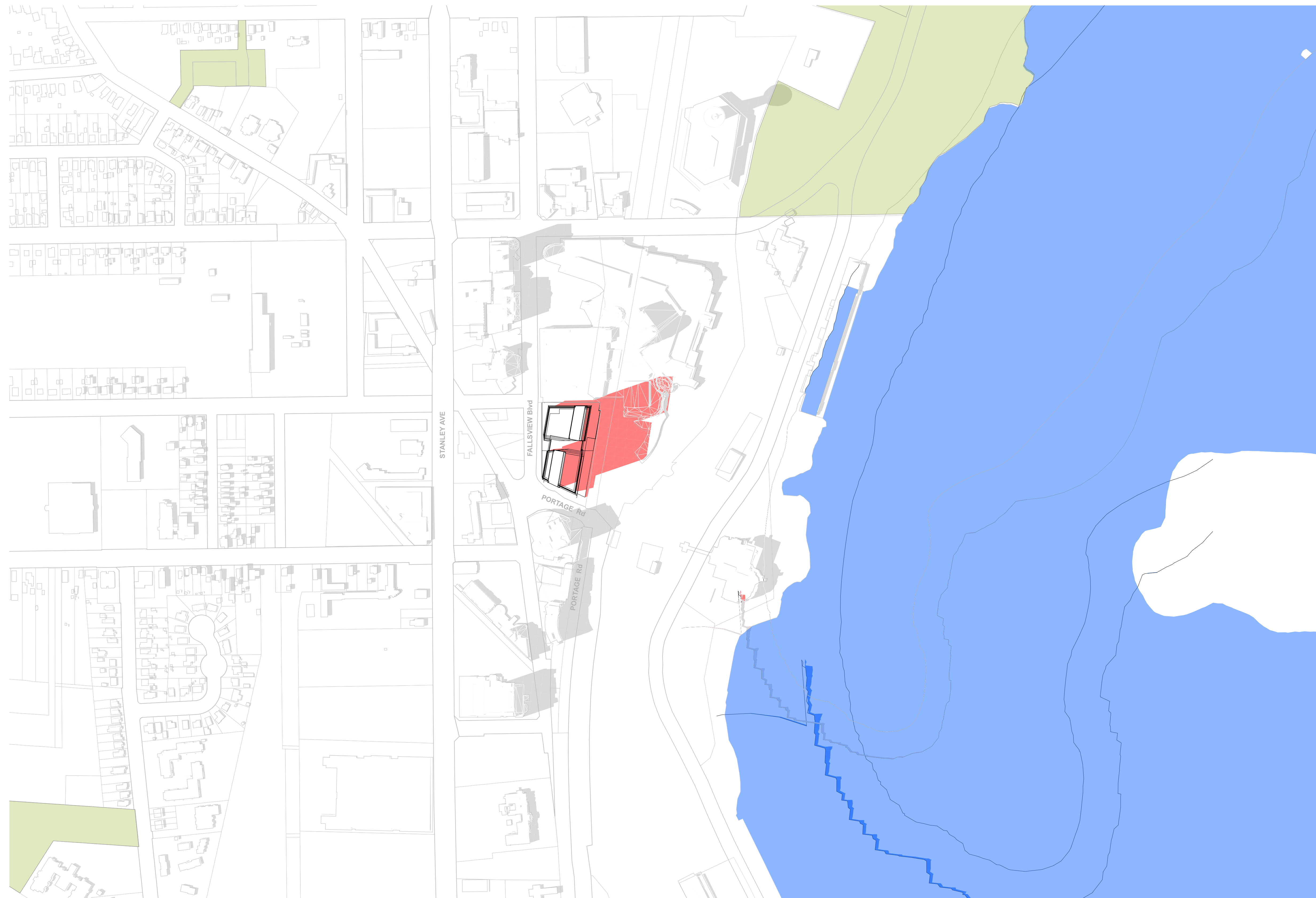


Oakes Hotel Redevelopment
6546 Fallsview Blvd.
 6546 Fallsview Blvd, Niagara Falls, ON

Hennepin's View Inc.

SHADOW STUDY - JUNE 14:18

Scale: 1:3000, 1:2000
 Project No: 22023
 01 February 2024



21 June 2021 03:18 PM

1. Copyright of this drawing is reserved by the Architect. The drawing and all associated documents are an instrument of service by the Architect. The drawing and the information contained therein may not be reproduced in whole or in part without prior written permission of the Architect.
2. These Contract Documents are the property of the Architect. The Architect bears no responsibility for the interpretation of these documents by the Contractor. Upon written application, the Architect will provide written/graphic clarification or supplementary information regarding the intent of the Contract Documents. The Architect will review Shop Drawings submitted by the Contractor for design conformance only.
3. Drawings are not to be scaled for construction. The Contractor is to verify all existing conditions and dimensions required to perform the work and report any discrepancies with the Contract Documents to the Architect before commencing any work.
4. Positions of exposed finished mechanical or electrical devices, fittings, and fixtures are indicated on architectural drawings. The locations shown on the architectural drawings govern over the Mechanical and Electrical drawings. Those items not clearly located will be located as directed by the Architect.
5. These drawings are not to be used for construction unless noted below as "Issuance: For Construction"
6. All work is to be carried out in conformance with the Code and Bylaws of the authorities having jurisdiction.
7. The Architect of these plans and specifications gives no warranty or representation to any party about the constructability of the building(s) represented by them. All contractors or subcontractors must satisfy themselves when bidding and at all times ensure that they can properly construct the work represented by these plans.
8. Geodetic Elevations provided in these drawings are measured in accordance with the Canadian Geodetic Vertical Datum (CGVD2013).

© 2022 architects—Alliance

No	Issued For	Date
1.	DRAFT SET	2023 - 03 - 14
2.	FOR ZBLA SUBMISSION (FINAL)	2024 - 02 - 01

a—A architects—Alliance
 317 Adelaide Street West, 2nd Flr
 Toronto, ON, M5V 1P9, Canada
 www.architectsalliance.com
 +1. 416. 593. 6500



Oakes Hotel Redevelopment
6546 Fallsview Blvd.
 6546 Fallsview Blvd, Niagara Falls, ON

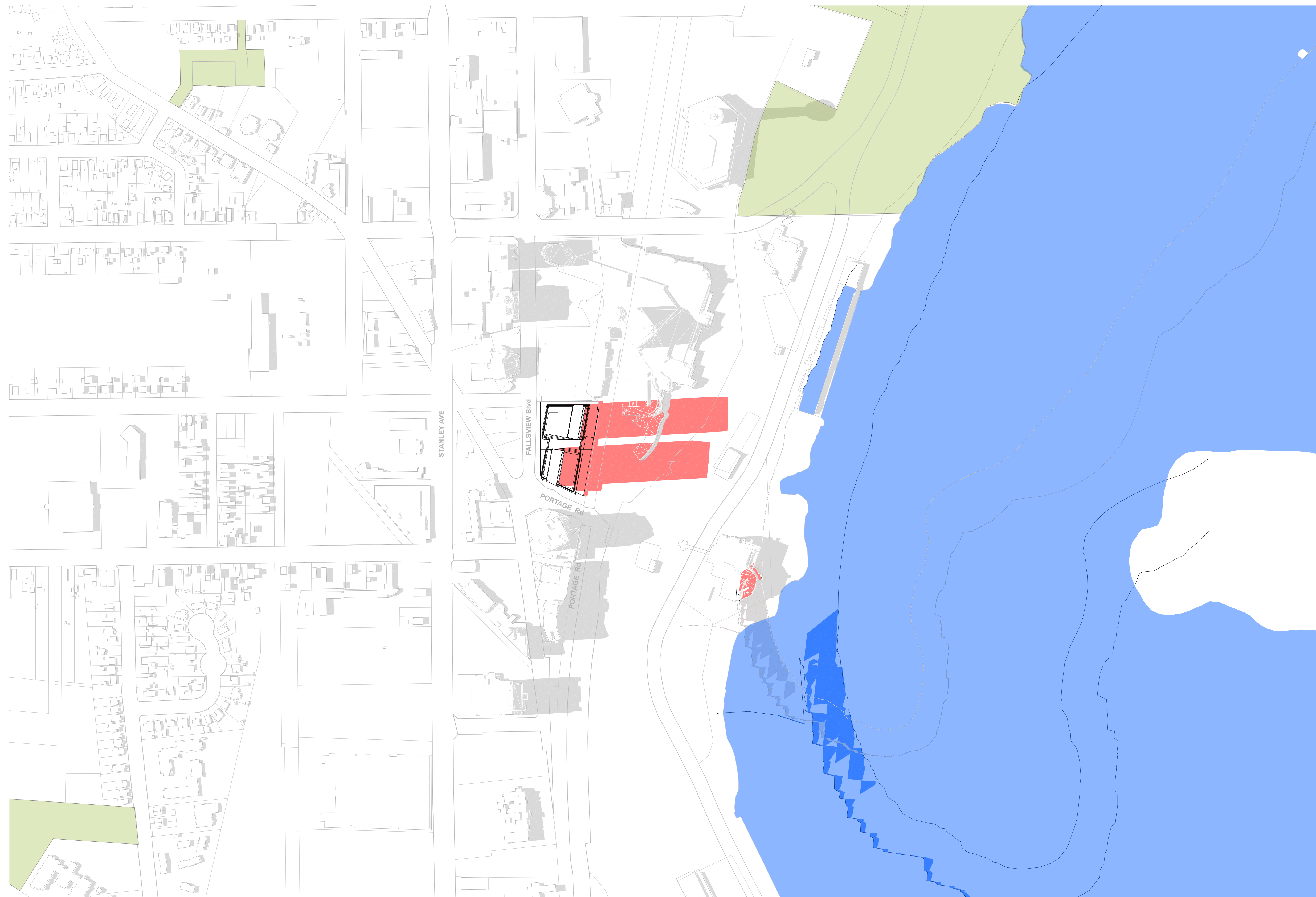
Hennepin's View Inc.

SHADOW STUDY - JUNE 15:18

Scale: 1:3000, 1:2000

Project No: 22023

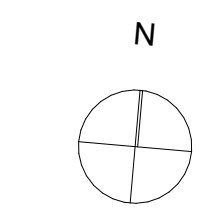
01 February 2024



1. Copyright of this drawing is reserved by the Architect. The drawing and all associated documents are an instrument of service by the Architect. The drawing and the information contained therein may not be reproduced in whole or in part without prior written permission of the Architect.
 2. These Contract Documents are the property of the Architect. The Architect bears no responsibility for the interpretation of these documents by the Contractor. Upon written application, the Architect will provide written/ graphic clarification or supplementary information regarding the intent of the Contract Documents. The Architect will review Shop Drawings submitted by the Contractor for design conformance only.
 3. Drawings are not to be scaled for construction. The Contractor is to verify all existing conditions and dimensions required to perform the work and report any discrepancies with the Contract Documents to the Architect before commencing any work.
 4. Positions of exposed finished mechanical or electrical devices, fittings, and fixtures are indicated on architectural drawings. The locations shown on the architectural drawings govern over the Mechanical and Electrical drawings. Those items not clearly located will be located as directed by the Architect.
 5. These drawings are not to be used for construction unless noted below as "Issuance: For Construction"
 6. All work is to be carried out in conformance with the Code and Bylaws of the authorities having jurisdiction.
 7. The Architect of these plans and specifications gives no warranty or representation to any party about the constructability of the building(s) represented by them. All contractors or subcontractors must satisfy themselves when bidding and at all times ensure that they can properly construct the work represented by these plans.
 8. Geodetic Elevations provided in these drawings are measured in accordance with the Canadian Geodetic Vertical Datum (CGVD2013).
- © 2022 architects—Alliance

No	Issued For	Date
1.	DRAFT SET	2023 - 03 - 14
2.	FOR ZBLA SUBMISSION (FINAL)	2024 - 02 - 01

a—A architects—Alliance
 317 Adelaide Street West, 2nd Flr
 Toronto, ON, M5V 1P9, Canada
 www.architectsalliance.com
 +1. 416. 593. 6500

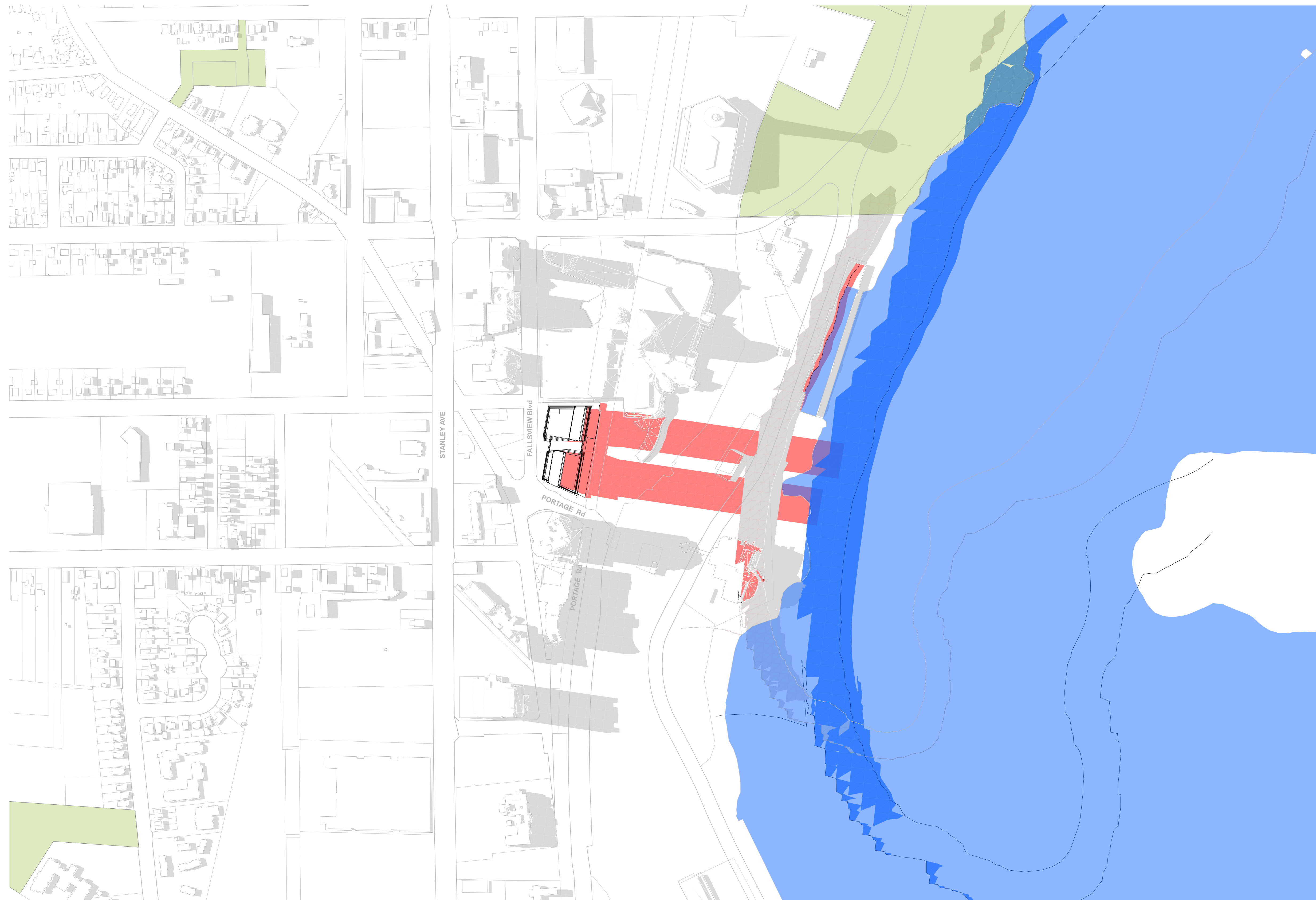


Oakes Hotel Redevelopment
6546 Fallsview Blvd.
 6546 Fallsview Blvd, Niagara Falls, ON

Hennepin's View Inc.

SHADOW STUDY - JUNE 16:18

Scale: 1:3000, 1:2000
 Project No: 22023
 01 February 2024

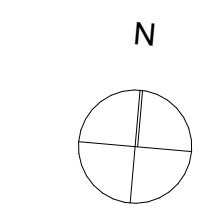


21 June 2021 05:18 PM

1. Copyright of this drawing is reserved by the Architect. The drawing and all associated documents are an instrument of service by the Architect. The drawing and the information contained therein may not be reproduced in whole or in part without prior written permission of the Architect.
 2. These Contract Documents are the property of the Architect. The Architect bears no responsibility for the interpretation of these documents by the Contractor. Upon written application, the Architect will provide written/ graphic clarification or supplementary information regarding the intent of the Contract Documents. The Architect will review Shop Drawings submitted by the Contractor for design conformance only.
 3. Drawings are not to be scaled for construction. The Contractor is to verify all existing conditions and dimensions required to perform the work and report any discrepancies with the Contract Documents to the Architect before commencing any work.
 4. Positions of exposed finished mechanical or electrical devices, fittings, and fixtures are indicated on architectural drawings. The locations shown on the architectural drawings govern over the Mechanical and Electrical drawings. Those items not clearly located will be located as directed by the Architect.
 5. These drawings are not to be used for construction unless noted below as "Issuance: For Construction"
 6. All work is to be carried out in conformance with the Code and Bylaws of the authorities having jurisdiction.
 7. The Architect of these plans and specifications gives no warranty or representation to any party about the constructability of the building(s) represented by them. All contractors or subcontractors must satisfy themselves when bidding and at all times ensure that they can properly construct the work represented by these plans.
 8. Geodetic Elevations provided in these drawings are measured in accordance with the Canadian Geodetic Vertical Datum (CGVD2013).
- © 2022 architects—Alliance

No	Issued For	Date
1.	DRAFT SET	2023-03-14
2.	FOR ZBLA SUBMISSION (FINAL)	2024-02-01

a—A architects—Alliance
 317 Adelaide Street West, 2nd Flr
 Toronto ON, M5V 1P9, Canada
 www.architectsalliance.com
 +1. 416. 593. 6500

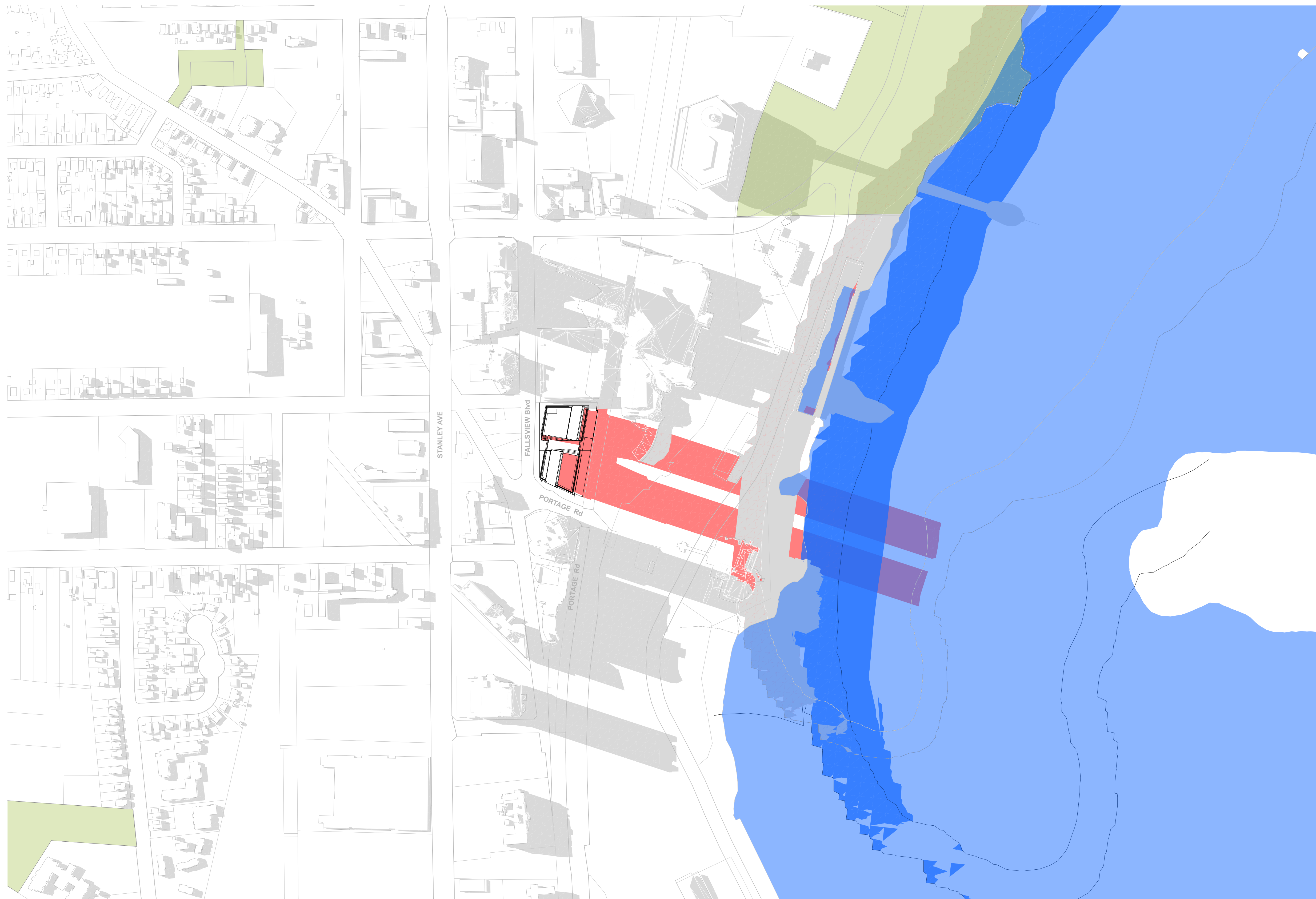


Oakes Hotel Redevelopment
 6546 Fallsview Blvd.
 6546 Fallsview Blvd, Niagara Falls, ON

Hennepin's View Inc.

SHADOW STUDY - JUNE 17:18

Scale: 1:3000, 1:2000
 Project No: 22023
 01 February 2024

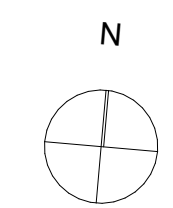


21 June 2021 06:18 PM

1. Copyright of this drawing is reserved by the Architect. The drawing and all associated documents are an instrument of service by the Architect. The drawing and the information contained therein may not be reproduced in whole or in part without prior written permission of the Architect.
 2. These Contract Documents are the property of the Architect. The Architect bears no responsibility for the interpretation of these documents by the Contractor. Upon written application, the Architect will provide written/ graphic clarification or supplementary information regarding the intent of the Contract Documents. The Architect will review Shop Drawings submitted by the Contractor for design conformance only.
 3. Drawings are not to be scaled for construction. The Contractor is to verify all existing conditions and dimensions required to perform the work and report any discrepancies with the Contract Documents to the Architect before commencing any work.
 4. Positions of exposed finished mechanical or electrical devices, fittings, and fixtures are indicated on architectural drawings. The locations shown on the architectural drawings govern over the Mechanical and Electrical drawings. Those items not clearly located will be located as directed by the Architect.
 5. These drawings are not to be used for construction unless noted below as "Issuance: For Construction"
 6. All work is to be carried out in conformance with the Code and Bylaws of the authorities having jurisdiction.
 7. The Architect of these plans and specifications gives no warranty or representation to any party about the constructability of the building(s) represented by them. All contractors or subcontractors must satisfy themselves when bidding and at all times ensure that they can properly construct the work represented by these plans.
 8. Geodetic Elevations provided in these drawings are measured in accordance with the Canadian Geodetic Vertical Datum (CGVD2013).
- © 2022 architects—Alliance

No	Issued For	Date
1.	DRAFT SET	2023 - 03 - 14
2.	FOR ZBLA SUBMISSION (FINAL)	2024 - 02 - 01

a—A architects—Alliance
 317 Adelaide Street West, 2nd Flr
 Toronto, ON, M5V 1P9, Canada
 www.architectsalliance.com
 +1. 416. 593. 6500

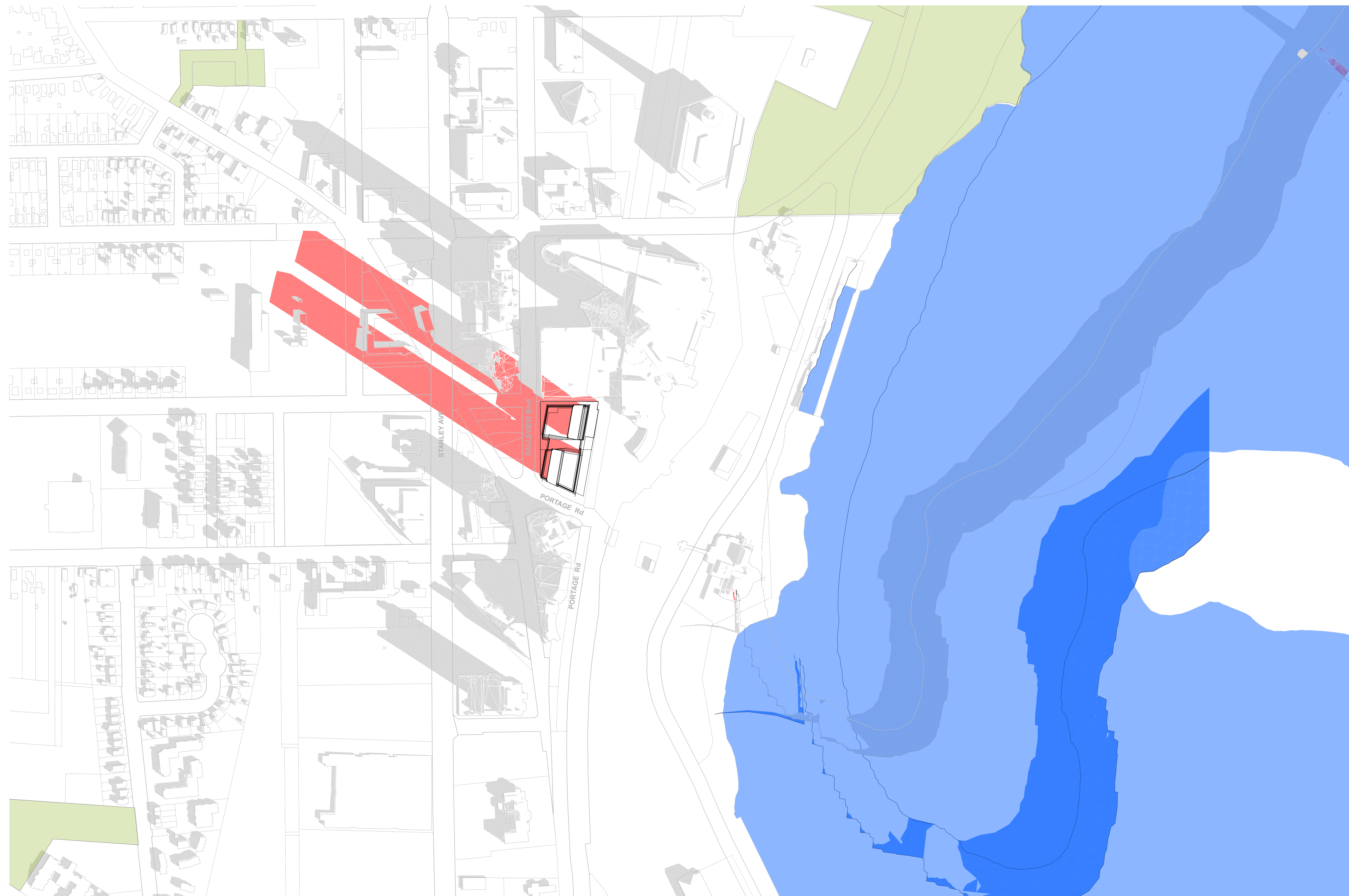


Oakes Hotel Redevelopment
6546 Fallsview Blvd.
 6546 Fallsview Blvd, Niagara Falls, ON

Hennepin's View Inc.

SHADOW STUDY - JUNE 18:18

Scale: 1:3000, 1:2000
 Project No: 22023
 01 February 2024



21 September 2021 09:18 AM

1. Copyright of this drawing is reserved by the Architect. The drawing and all associated documents are an instrument of service by the Architect. The drawing and the information contained therein may not be reproduced in whole or in part without prior written permission of the Architect.
2. These Contract Documents are the property of the Architect. The Architect bears no responsibility for the interpretation of these documents by the Contractor. Upon written application, the Architect will provide written/ graphic clarification or supplementary information regarding the intent of the Contract Documents. The Architect will review Shop Drawings submitted by the Contractor for design conformance only.
3. Drawings are not to be scaled for construction. The Contractor is to verify all existing conditions and dimensions required to perform the work and report any discrepancies with the Contract Documents to the Architect before commencing any work.
4. Positions of exposed finished mechanical or electrical devices, fittings, and fixtures are indicated on architectural drawings. The locations shown on the architectural drawings govern over the Mechanical and Electrical drawings. Those items not clearly located will be located as directed by the Architect.
5. These drawings are not to be used for construction unless noted below as "Issuance: For Construction"
6. All work is to be carried out in conformance with the Code and Bylaws of the authorities having jurisdiction.
7. The Architect of these plans and specifications gives no warranty or representation to any party about the constructability of the building(s) represented by them. All contractors or subcontractors must satisfy themselves when bidding and at all times ensure that they can properly construct the work represented by these plans.
8. Geodetic Elevations provided in these drawings are measured in accordance with the Canadian Geodetic Vertical Datum (CGVD2013).

© 2022 architects—Alliance

No	Issued For	Date
1.	DRAFT SET	2023 - 03 - 14
2.	FOR ZBLA SUBMISSION (FINAL)	2024 - 02 - 01

a—A architects—Alliance
 317 Adelaide Street West, 2nd Flr
 Toronto ON, M5V 1P9, Canada
 www.architectsalliance.com
 +1. 416. 593. 6500

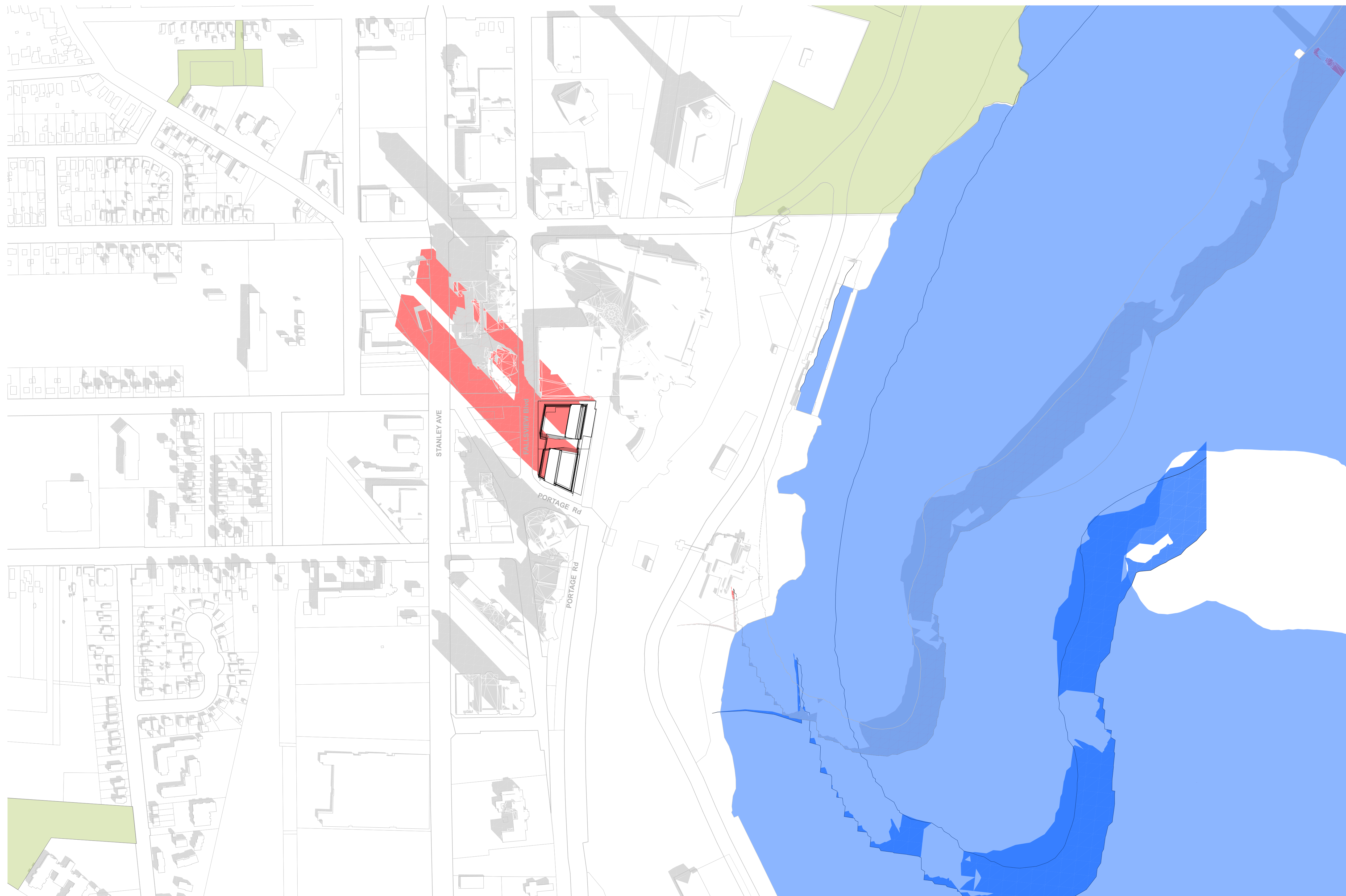


Oakes Hotel Redevelopment
 6546 Fallsview Blvd.
 6546 Fallsview Blvd, Niagara Falls, ON

Hennepin's View Inc.

SHADOW STUDY - SEPTEMBER 09:18

Scale: 1:3000, 1:2000
 Project No: 22023
 01 February 2024



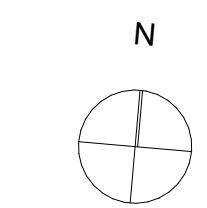
21 September 2021 10:18 AM

1. Copyright of this drawing is reserved by the Architect. The drawing and all associated documents are an instrument of service by the Architect. The drawing and the information contained therein may not be reproduced in whole or in part without prior written permission of the Architect.
2. These Contract Documents are the property of the Architect. The Architect bears no responsibility for the interpretation of these documents by the Contractor. Upon written application, the Architect will provide written/ graphic clarification or supplementary information regarding the intent of the Contract Documents. The Architect will review Shop Drawings submitted by the Contractor for design conformance only.
3. Drawings are not to be scaled for construction. The Contractor is to verify all existing conditions and dimensions required to perform the work and report any discrepancies with the Contract Documents to the Architect before commencing any work.
4. Positions of exposed finished mechanical or electrical devices, fittings, and fixtures are indicated on architectural drawings. The locations shown on the architectural drawings govern over the Mechanical and Electrical drawings. Those items not clearly located will be located as directed by the Architect.
5. These drawings are not to be used for construction unless noted below as "Issuance: For Construction"
6. All work is to be carried out in conformance with the Code and Bylaws of the authorities having jurisdiction.
7. The Architect of these plans and specifications gives no warranty or representation to any party about the constructability of the building(s) represented by them. All contractors or subcontractors must satisfy themselves when bidding and at all times ensure that they can properly construct the work represented by these plans.
8. Geodetic Elevations provided in these drawings are measured in accordance with the Canadian Geodetic Vertical Datum (CGVD2013).

© 2022 architects—Alliance

No	Issued For	Date
1.	DRAFT SET	2023 - 03 - 14
2.	FOR ZBLA SUBMISSION (FINAL)	2024 - 02 - 01

a—A architects—Alliance
 317 Adelaide Street West, 2nd Flr
 Toronto, ON, M5V 1P9, Canada
 www.architectsalliance.com
 +1. 416. 593. 6500

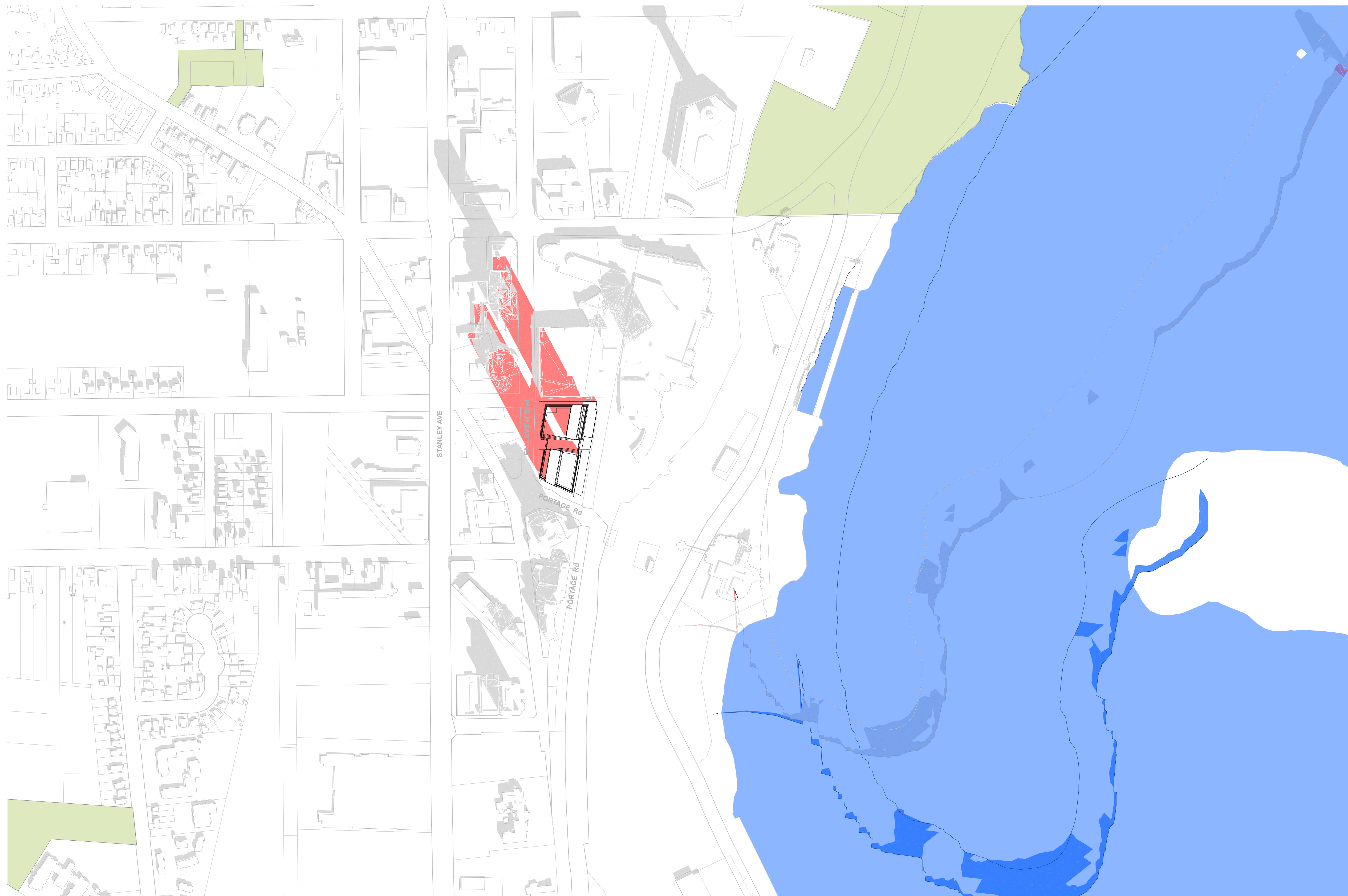


Oakes Hotel Redevelopment
6546 Fallsview Blvd.
 6546 Fallsview Blvd, Niagara Falls, ON

Hennepin's View Inc.

SHADOW STUDY - SEPTEMBER 10:18

Scale: 1:3000, 1:2000
 Project No: 22023
 01 February 2024



21 September 2021 11:18 AM

1. Copyright of this drawing is reserved by the Architect. The drawing and all associated documents are an instrument of service by the Architect. The drawing and the information contained therein may not be reproduced in whole or in part without prior written permission of the Architect.
2. These Contract Documents are the property of the Architect. The Architect bears no responsibility for the interpretation of these documents by the Contractor. Upon written application, the Architect will provide written/ graphic clarification or supplementary information regarding the intent of the Contract Documents. The Architect will review Shop Drawings submitted by the Contractor for design conformance only.
3. Drawings are not to be scaled for construction. The Contractor is to verify all existing conditions and dimensions required to perform the work and report any discrepancies with the Contract Documents to the Architect before commencing any work.
4. Positions of exposed finished mechanical or electrical devices, fittings, and fixtures are indicated on architectural drawings. The locations shown on the architectural drawings govern over the Mechanical and Electrical drawings. Those items not clearly located will be located as directed by the Architect.
5. These drawings are not to be used for construction unless noted below as "Issuance: For Construction"
6. All work is to be carried out in conformance with the Code and Bylaws of the authorities having jurisdiction.
7. The Architect of these plans and specifications gives no warranty or representation to any party about the constructability of the building(s) represented by them. All contractors or subcontractors must satisfy themselves when bidding and at all times ensure that they can properly construct the work represented by these plans.
8. Geodetic Elevations provided in these drawings are measured in accordance with the Canadian Geodetic Vertical Datum (CGVD2013).

© 2022 architects—Alliance

No	Issued For	Date
1.	DRAFT SET	2023 - 03 - 14
2.	FOR ZBLA SUBMISSION (FINAL)	2024 - 02 - 01

a—A architects—Alliance
 317 Adelaide Street West, 2nd Flr
 Toronto, ON, M5V 1P9, Canada
 www.architectsalliance.com
 +1. 416. 593. 6500



Oakes Hotel Redevelopment
 6546 Fallsview Blvd.
 6546 Fallsview Blvd, Niagara Falls, ON

Hennepin's View Inc.

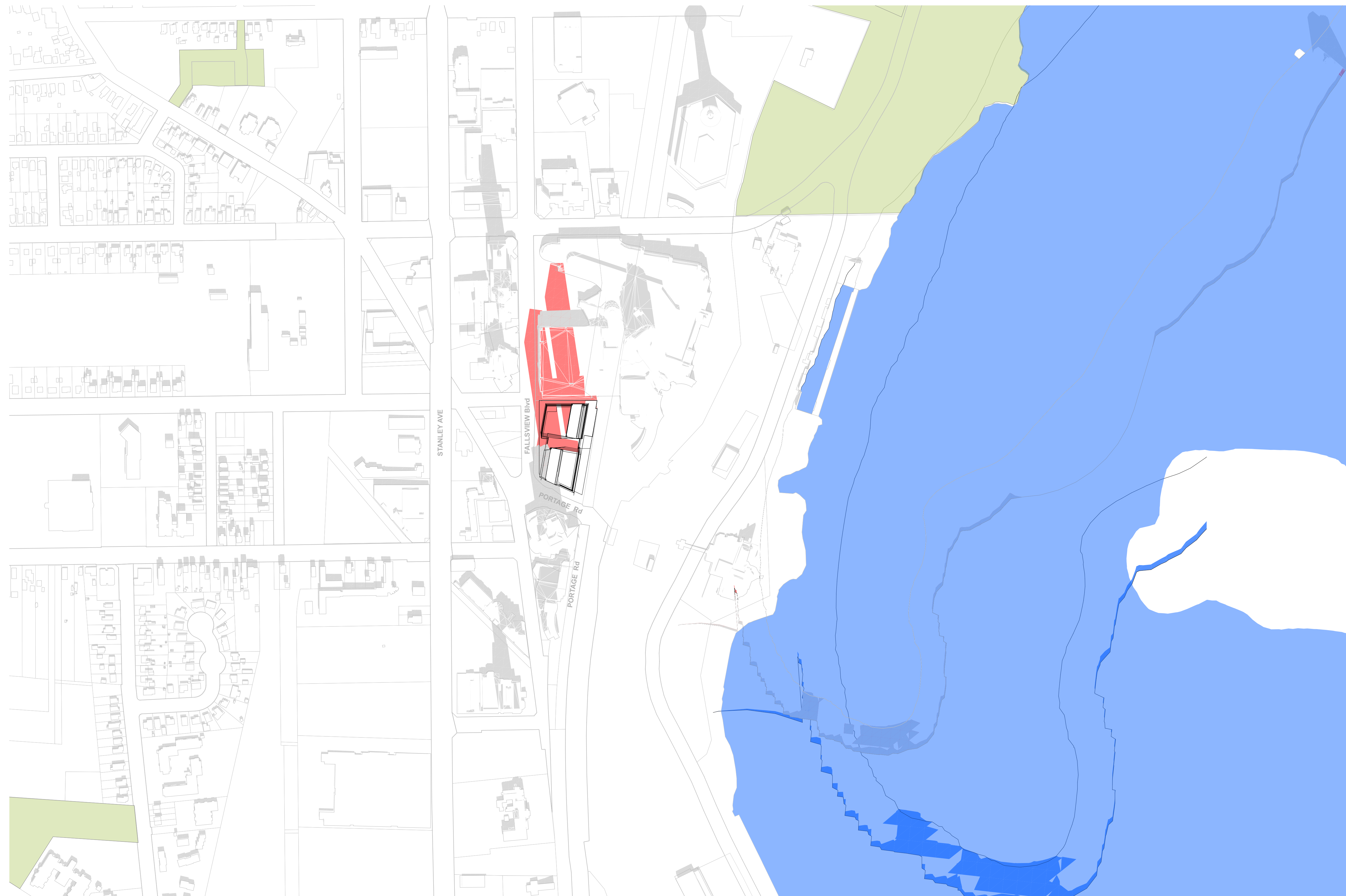
SHADOW STUDY - SEPTEMBER 11:18

Scale: 1:3000, 1:2000

Project No: 22023

01 February 2024

A-4.23

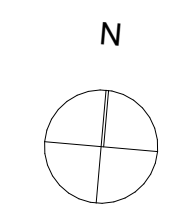


21 September 2021 12:18 PM

1. Copyright of this drawing is reserved by the Architect. The drawing and all associated documents are an instrument of service by the Architect. The drawing and the information contained therein may not be reproduced in whole or in part without prior written permission of the Architect.
 2. These Contract Documents are the property of the Architect. The Architect bears no responsibility for the interpretation of these documents by the Contractor. Upon written application, the Architect will provide written/ graphic clarification or supplementary information regarding the intent of the Contract Documents. The Architect will review Shop Drawings submitted by the Contractor for design conformance only.
 3. Drawings are not to be scaled for construction. The Contractor is to verify all existing conditions and dimensions required to perform the work and report any discrepancies with the Contract Documents to the Architect before commencing any work.
 4. Positions of exposed finished mechanical or electrical devices, fittings, and fixtures are indicated on architectural drawings. The locations shown on the architectural drawings govern over the Mechanical and Electrical drawings. Those items not clearly located will be located as directed by the Architect.
 5. These drawings are not to be used for construction unless noted below as "Issuance: For Construction"
 6. All work is to be carried out in conformance with the Code and Bylaws of the authorities having jurisdiction.
 7. The Architect of these plans and specifications gives no warranty or representation to any party about the constructability of the building(s) represented by them. All contractors or subcontractors must satisfy themselves when bidding and at all times ensure that they can properly construct the work represented by these plans.
 8. Geodetic Elevations provided in these drawings are measured in accordance with the Canadian Geodetic Vertical Datum (CGVD2013).
- © 2022 architects—Alliance

No	Issued For	Date
1.	DRAFT SET	2023 - 03 - 14
2.	FOR ZBLA SUBMISSION (FINAL)	2024 - 02 - 01

a—A architects—Alliance
 317 Adelaide Street West, 2nd Flr
 Toronto ON, M5V 1P9, Canada
 www.architectsalliance.com
 +1. 416. 593. 6500



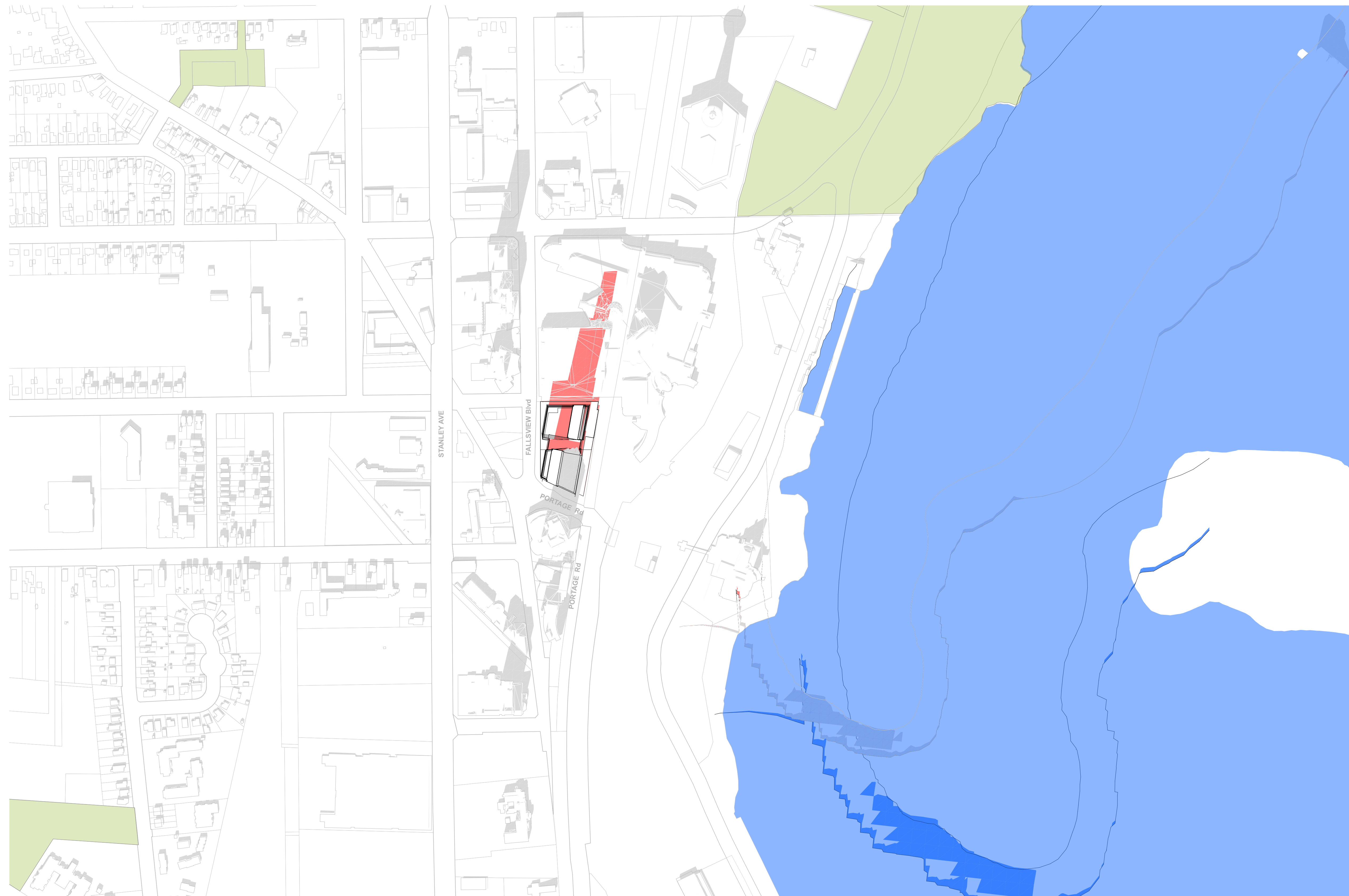
Oakes Hotel Redevelopment
6546 Fallsview Blvd.
 6546 Fallsview Blvd, Niagara Falls, ON

Hennepin's View Inc.

SHADOW STUDY - SEPTEMBER 12:18

Scale: 1:3000, 1:2000
 Project No: 22023
 01 February 2024

A-4.24



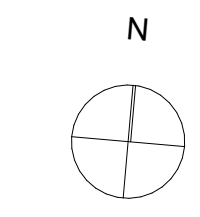
21 September 2021 01:18 PM

1. Copyright of this drawing is reserved by the Architect. The drawing and all associated documents are an instrument of service by the Architect. The drawing and the information contained therein may not be reproduced in whole or in part without prior written permission of the Architect.
2. These Contract Documents are the property of the Architect. The Architect bears no responsibility for the interpretation of these documents by the Contractor. Upon written application, the Architect will provide written/ graphic clarification or supplementary information regarding the intent of the Contract Documents. The Architect will review Shop Drawings submitted by the Contractor for design conformance only.
3. Drawings are not to be scaled for construction. The Contractor is to verify all existing conditions and dimensions required to perform the work and report any discrepancies with the Contract Documents to the Architect before commencing any work.
4. Positions of exposed finished mechanical or electrical devices, fittings, and fixtures are indicated on architectural drawings. The locations shown on the architectural drawings govern over the Mechanical and Electrical drawings. Those items not clearly located will be located as directed by the Architect.
5. These drawings are not to be used for construction unless noted below as "Issuance: For Construction"
6. All work is to be carried out in conformance with the Code and Bylaws of the authorities having jurisdiction.
7. The Architect of these plans and specifications gives no warranty or representation to any party about the constructability of the building(s) represented by them. All contractors or subcontractors must satisfy themselves when bidding and at all times ensure that they can properly construct the work represented by these plans.
8. Geodetic Elevations provided in these drawings are measured in accordance with the Canadian Geodetic Vertical Datum (CGVD2013).

© 2022 architects—Alliance

No	Issued For	Date
1.	DRAFT SET	2023 - 03 - 14
2.	FOR ZBLA SUBMISSION (FINAL)	2024 - 02 - 01

a—A architects—Alliance
 317 Adelaide Street West, 2nd Flr
 Toronto, ON, M5V 1P9, Canada
 www.architectsalliance.com
 +1. 416. 593. 6500



Oakes Hotel Redevelopment
6546 Fallsview Blvd.
 6546 Fallsview Blvd, Niagara Falls, ON

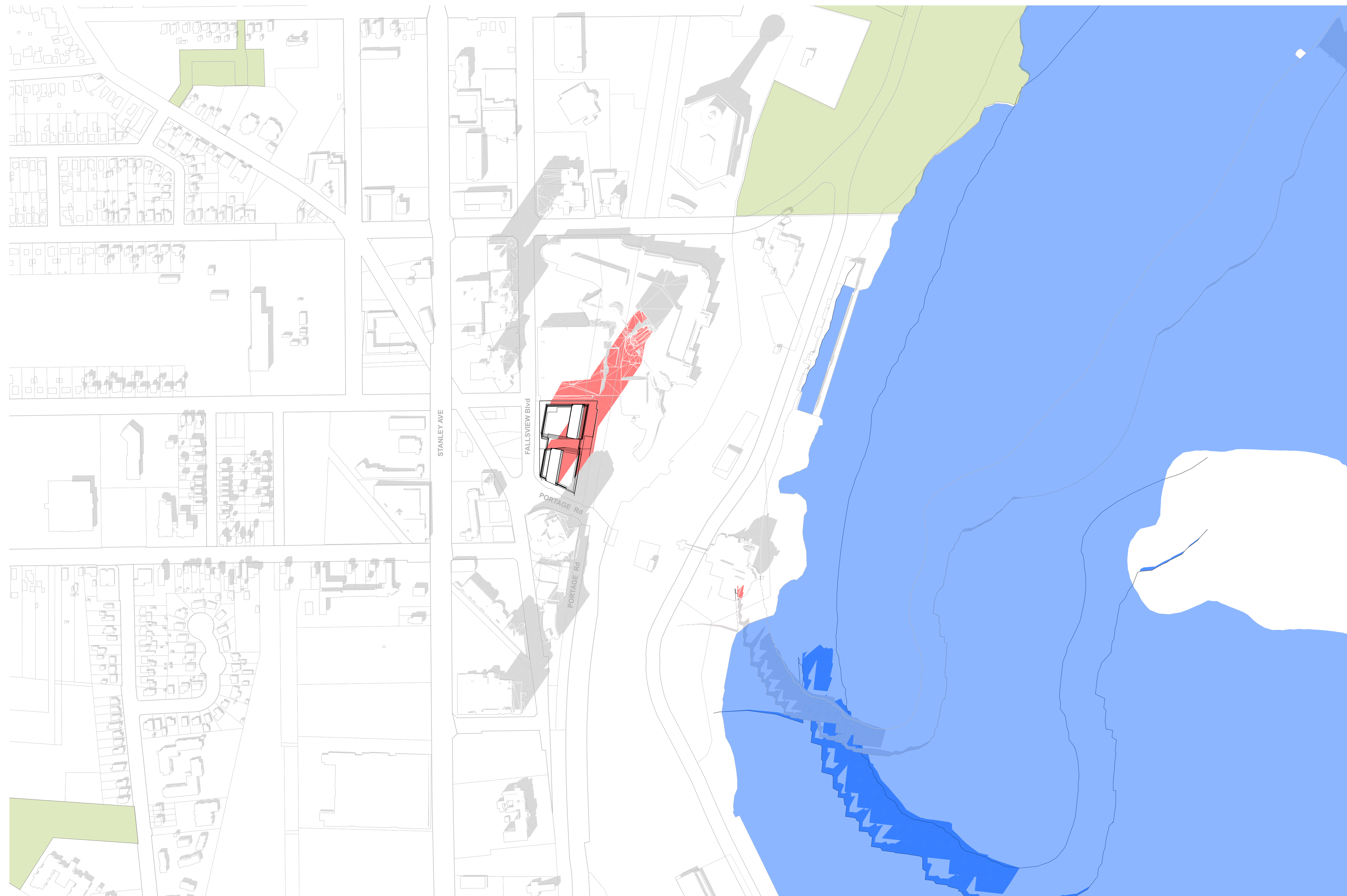
Hennepin's View Inc.

SHADOW STUDY - SEPTEMBER 13:18

Scale: 1:3000, 1:2000

Project No: 22023

01 February 2024



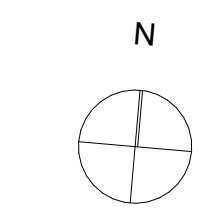
21 September 2021 02:18 PM

1. Copyright of this drawing is reserved by the Architect. The drawing and all associated documents are an instrument of service by the Architect. The drawing and the information contained therein may not be reproduced in whole or in part without prior written permission of the Architect.
2. These Contract Documents are the property of the Architect. The Architect bears no responsibility for the interpretation of these documents by the Contractor. Upon written application, the Architect will provide written/ graphic clarification or supplementary information regarding the intent of the Contract Documents. The Architect will review Shop Drawings submitted by the Contractor for design conformance only.
3. Drawings are not to be scaled for construction. The Contractor is to verify all existing conditions and dimensions required to perform the work and report any discrepancies with the Contract Documents to the Architect before commencing any work.
4. Positions of exposed finished mechanical or electrical devices, fittings, and fixtures are indicated on architectural drawings. The locations shown on the architectural drawings govern over the Mechanical and Electrical drawings. Those items not clearly located will be located as directed by the Architect.
5. These drawings are not to be used for construction unless noted below as "Issuance: For Construction"
6. All work is to be carried out in conformance with the Code and Bylaws of the authorities having jurisdiction.
7. The Architect of these plans and specifications gives no warranty or representation to any party about the constructability of the building(s) represented by them. All contractors or subcontractors must satisfy themselves when bidding and at all times ensure that they can properly construct the work represented by these plans.
8. Geodetic Elevations provided in these drawings are measured in accordance with the Canadian Geodetic Vertical Datum (CGVD2013).

© 2022 architects—Alliance

No	Issued For	Date
1.	DRAFT SET	2023 - 03 - 14
2.	FOR ZBLA SUBMISSION (FINAL)	2024 - 02 - 01

a—A architects—Alliance
 317 Adelaide Street West, 2nd Flr
 Toronto, ON, M5V 1P9, Canada
 www.architectsalliance.com
 +1. 416. 593. 6500

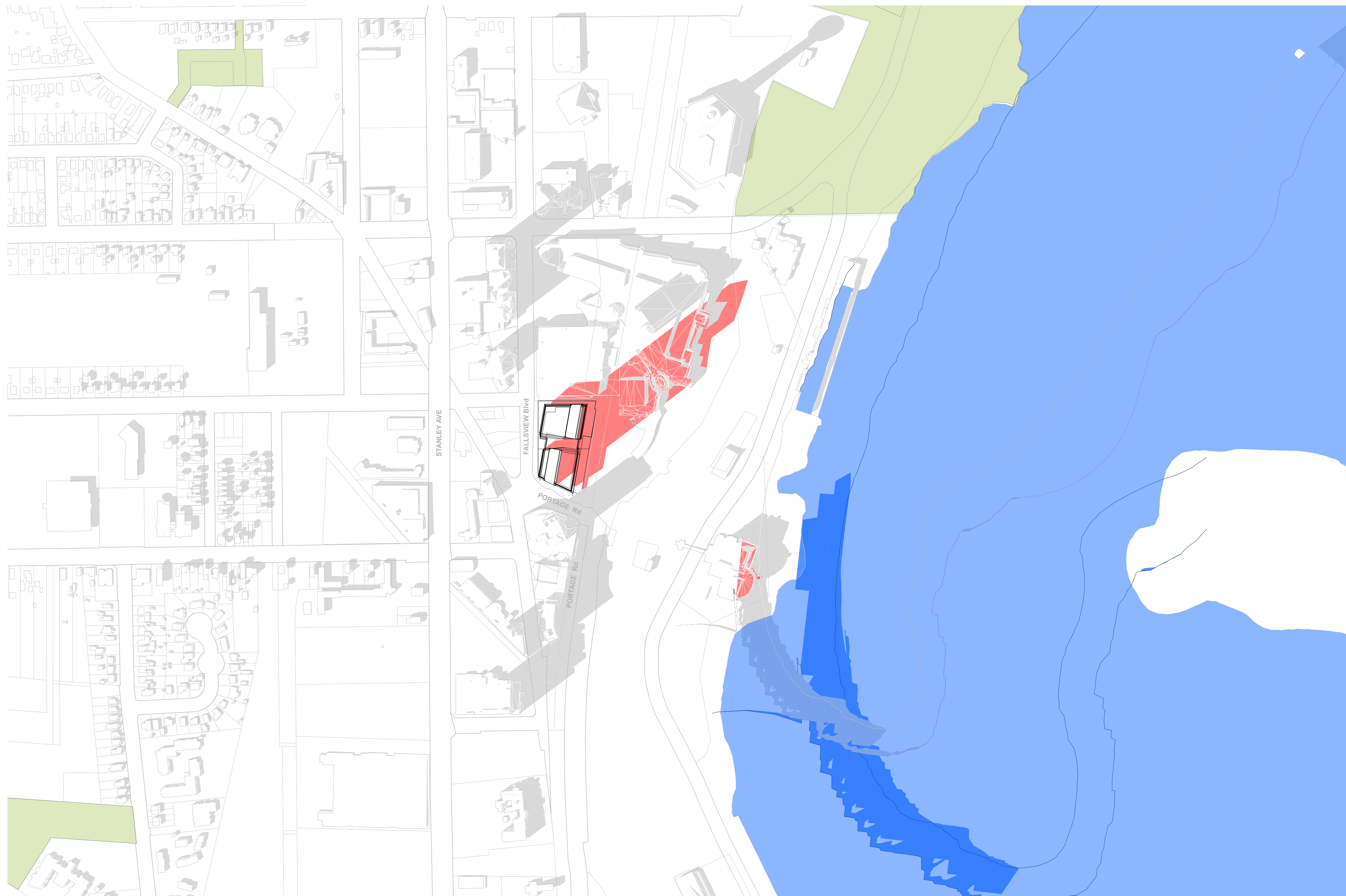


Oakes Hotel Redevelopment
6546 Fallsview Blvd.
 6546 Fallsview Blvd, Niagara Falls, ON

Hennepin's View Inc.

SHADOW STUDY - SEPTEMBER 14:18

Scale: 1:3000, 1:2000
 Project No: 22023
 01 February 2024



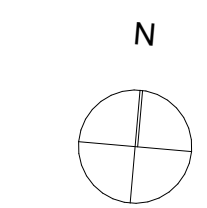
21 September 2021 03:18 PM

1. Copyright of this drawing is reserved by the Architect. The drawing and all associated documents are an instrument of service by the Architect. The drawing and the information contained therein may not be reproduced in whole or in part without prior written permission of the Architect.
2. These Contract Documents are the property of the Architect. The Architect bears no responsibility for the interpretation of these documents by the Contractor. Upon written application, the Architect will provide written/ graphic clarification or supplementary information regarding the intent of the Contract Documents. The Architect will review Shop Drawings submitted by the Contractor for design conformance only.
3. Drawings are not to be scaled for construction. The Contractor is to verify all existing conditions and dimensions required to perform the work and report any discrepancies with the Contract Documents to the Architect before commencing any work.
4. Positions of exposed finished mechanical or electrical devices, fittings, and fixtures are indicated on architectural drawings. The locations shown on the architectural drawings govern over the Mechanical and Electrical drawings. Those items not clearly located will be located as directed by the Architect.
5. These drawings are not to be used for construction unless noted below as "Issuance: For Construction"
6. All work is to be carried out in conformance with the Code and Bylaws of the authorities having jurisdiction.
7. The Architect of these plans and specifications gives no warranty or representation to any party about the constructability of the building(s) represented by them. All contractors or subcontractors must satisfy themselves when bidding and at all times ensure that they can properly construct the work represented by these plans.
8. Geodetic Elevations provided in these drawings are measured in accordance with the Canadian Geodetic Vertical Datum (CGVD2013).

© 2022 architects—Alliance

No	Issued For	Date
1.	DRAFT SET	2023 - 03 - 14
2.	FOR ZBLA SUBMISSION (FINAL)	2024 - 02 - 01

a—A architects—Alliance
 317 Adelaide Street West, 2nd Flr
 Toronto, ON, M5V 1P9, Canada
 www.architectsalliance.com
 +1. 416. 593. 6500

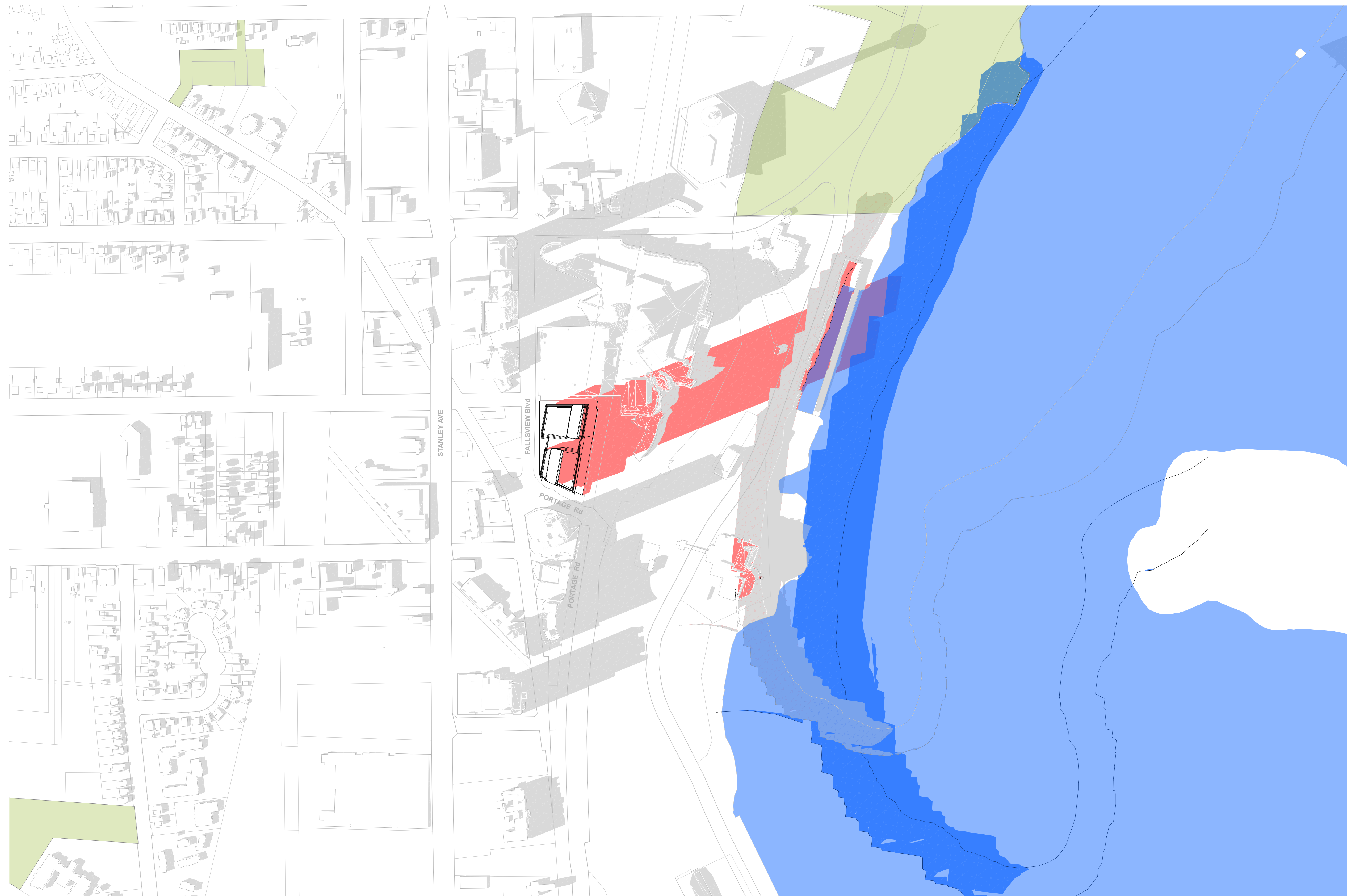


Oakes Hotel Redevelopment
6546 Fallsview Blvd.
 6546 Fallsview Blvd, Niagara Falls, ON

Hennepin's View Inc.

SHADOW STUDY - SEPTEMBER 15:18

Scale: 1:3000, 1:2000
 Project No: 22023
 01 February 2024



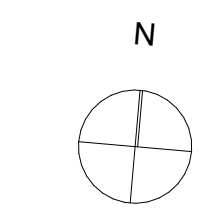
21 September 2021 04:18 PM

1. Copyright of this drawing is reserved by the Architect. The drawing and all associated documents are an instrument of service by the Architect. The drawing and the information contained therein may not be reproduced in whole or in part without prior written permission of the Architect.
2. These Contract Documents are the property of the Architect. The Architect bears no responsibility for the interpretation of these documents by the Contractor. Upon written application, the Architect will provide written/ graphic clarification or supplementary information regarding the intent of the Contract Documents. The Architect will review Shop Drawings submitted by the Contractor for design conformance only.
3. Drawings are not to be scaled for construction. The Contractor is to verify all existing conditions and dimensions required to perform the work and report any discrepancies with the Contract Documents to the Architect before commencing any work.
4. Positions of exposed finished mechanical or electrical devices, fittings, and fixtures are indicated on architectural drawings. The locations shown on the architectural drawings govern over the Mechanical and Electrical drawings. Those items not clearly located will be located as directed by the Architect.
5. These drawings are not to be used for construction unless noted below as "Issuance: For Construction"
6. All work is to be carried out in conformance with the Code and Bylaws of the authorities having jurisdiction.
7. The Architect of these plans and specifications gives no warranty or representation to any party about the constructability of the building(s) represented by them. All contractors or subcontractors must satisfy themselves when bidding and at all times ensure that they can properly construct the work represented by these plans.
8. Geodetic Elevations provided in these drawings are measured in accordance with the Canadian Geodetic Vertical Datum (CGVD2013).

© 2022 architects—Alliance

No	Issued For	Date
1.	DRAFT SET	2023 - 03 - 14
2.	FOR ZBLA SUBMISSION (FINAL)	2024 - 02 - 01

a—A architects—Alliance
 317 Adelaide Street West, 2nd Flr
 Toronto, ON, M5V 1P9, Canada
 www.architectsalliance.com
 +1. 416. 593. 6500



Oakes Hotel Redevelopment
6546 Fallsview Blvd.
 6546 Fallsview Blvd, Niagara Falls, ON

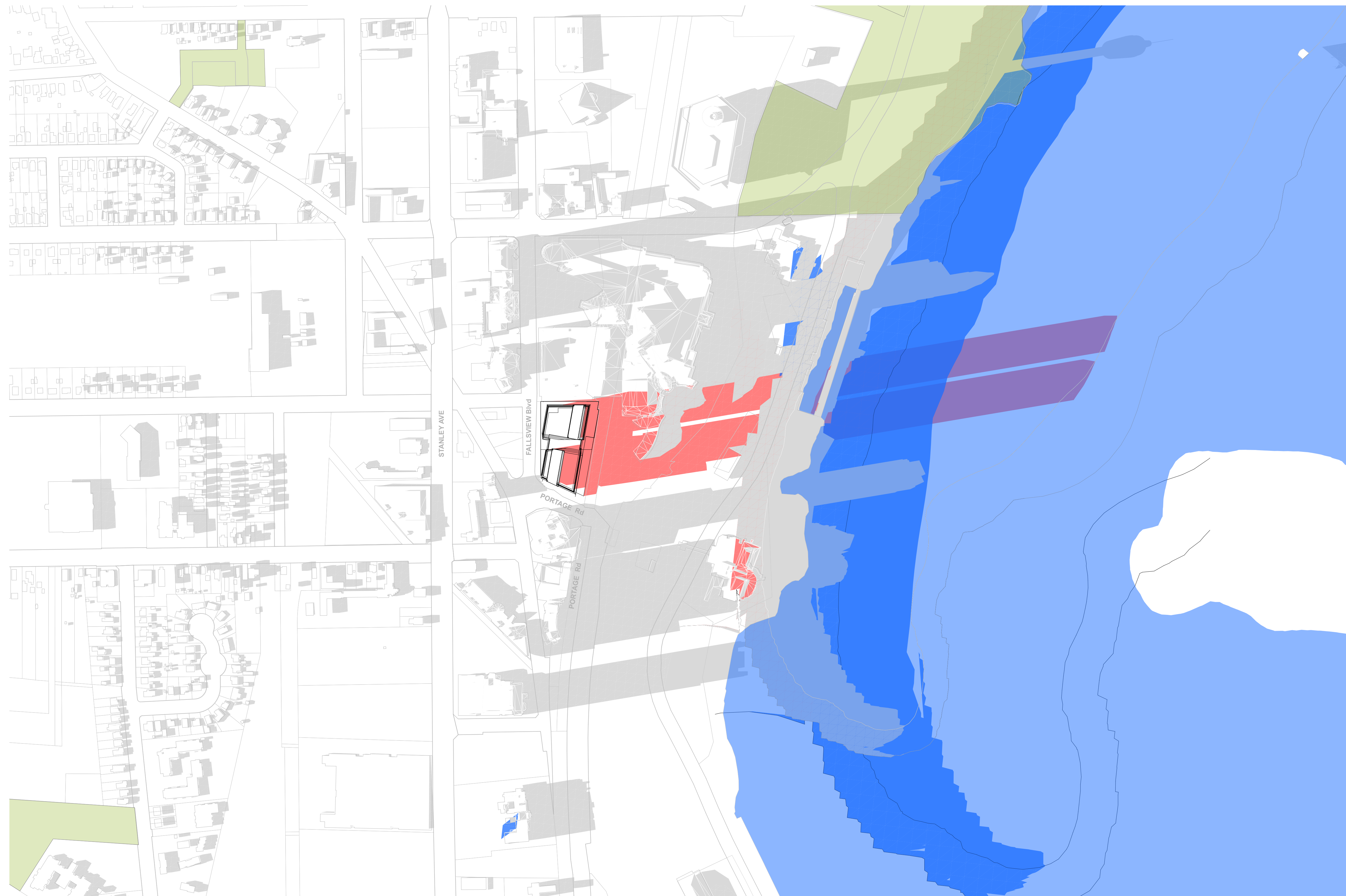
Hennepin's View Inc.

SHADOW STUDY - SEPTEMBER 16:18

Scale: 1:3000, 1:2000

Project No: 22023

01 February 2024



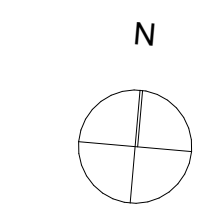
21 September 2021 05:18 PM

1. Copyright of this drawing is reserved by the Architect. The drawing and all associated documents are an instrument of service by the Architect. The drawing and the information contained therein may not be reproduced in whole or in part without prior written permission of the Architect.
2. These Contract Documents are the property of the Architect. The Architect bears no responsibility for the interpretation of these documents by the Contractor. Upon written application, the Architect will provide written/ graphic clarification or supplementary information regarding the intent of the Contract Documents. The Architect will review Shop Drawings submitted by the Contractor for design conformance only.
3. Drawings are not to be scaled for construction. The Contractor is to verify all existing conditions and dimensions required to perform the work and report any discrepancies with the Contract Documents to the Architect before commencing any work.
4. Positions of exposed finished mechanical or electrical devices, fittings, and fixtures are indicated on architectural drawings. The locations shown on the architectural drawings govern over the Mechanical and Electrical drawings. Those items not clearly located will be located as directed by the Architect.
5. These drawings are not to be used for construction unless noted below as "Issuance: For Construction"
6. All work is to be carried out in conformance with the Code and Bylaws of the authorities having jurisdiction.
7. The Architect of these plans and specifications gives no warranty or representation to any party about the constructability of the building(s) represented by them. All contractors or subcontractors must satisfy themselves when bidding and at all times ensure that they can properly construct the work represented by these plans.
8. Geodetic Elevations provided in these drawings are measured in accordance with the Canadian Geodetic Vertical Datum (CGVD2013).

© 2022 architects—Alliance

No	Issued For	Date
1.	DRAFT SET	2023 - 03 - 14
2.	FOR ZBLA SUBMISSION (FINAL)	2024 - 02 - 01

a—A architects—Alliance
 317 Adelaide Street West, 2nd Flr
 Toronto ON, M5V 1P9, Canada
 www.architectsalliance.com
 +1. 416. 593. 6500

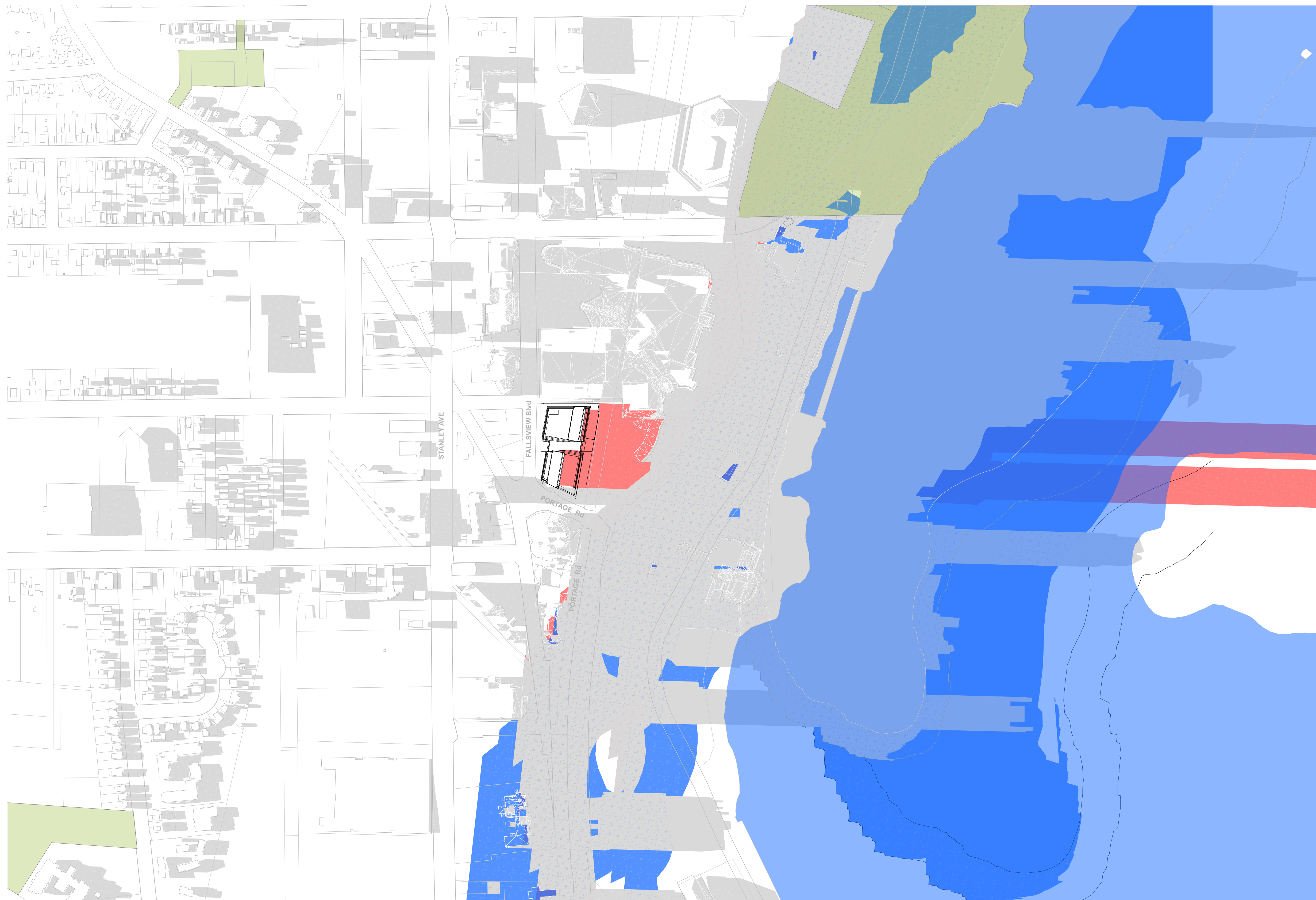


Oakes Hotel Redevelopment
6546 Fallsview Blvd.
 6546 Fallsview Blvd, Niagara Falls, ON

Hennepin's View Inc.

SHADOW STUDY - SEPTEMBER 17:18

Scale: 1:3000, 1:2000
 Project No: 22023
 01 February 2024



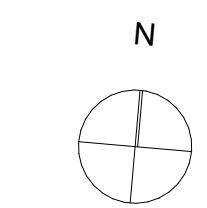
21 September 2021 06:18 PM

1. Copyright of this drawing is reserved by the Architect. The drawing and all associated documents are an instrument of service by the Architect. The drawing and the information contained therein may not be reproduced in whole or in part without prior written permission of the Architect.
2. These Contract Documents are the property of the Architect. The Architect bears no responsibility for the interpretation of these documents by the Contractor. Upon written application, the Architect will provide written/ graphic clarification or supplementary information regarding the intent of the Contract Documents. The Architect will review Shop Drawings submitted by the Contractor for design conformance only.
3. Drawings are not to be scaled for construction. The Contractor is to verify all existing conditions and dimensions required to perform the work and report any discrepancies with the Contract Documents to the Architect before commencing any work.
4. Positions of exposed finished mechanical or electrical devices, fittings, and fixtures are indicated on architectural drawings. The locations shown on the architectural drawings govern over the Mechanical and Electrical drawings. Those items not clearly located will be located as directed by the Architect.
5. These drawings are not to be used for construction unless noted below as "Issuance: For Construction"
6. All work is to be carried out in conformance with the Code and Bylaws of the authorities having jurisdiction.
7. The Architect of these plans and specifications gives no warranty or representation to any party about the constructability of the building(s) represented by them. All contractors or subcontractors must satisfy themselves when bidding and at all times ensure that they can properly construct the work represented by these plans.
8. Geodetic Elevations provided in these drawings are measured in accordance with the Canadian Geodetic Vertical Datum (CGVD2013).

© 2022 architects—Alliance

No	Issued For	Date
1.	DRAFT SET	2023 - 03 - 14
2.	FOR ZBLA SUBMISSION (FINAL)	2024 - 02 - 01

a—A architects—Alliance
 317 Adelaide Street West, 2nd Flr
 Toronto, ON, M5V 1P9, Canada
 www.architectsalliance.com
 +1. 416. 593. 6500

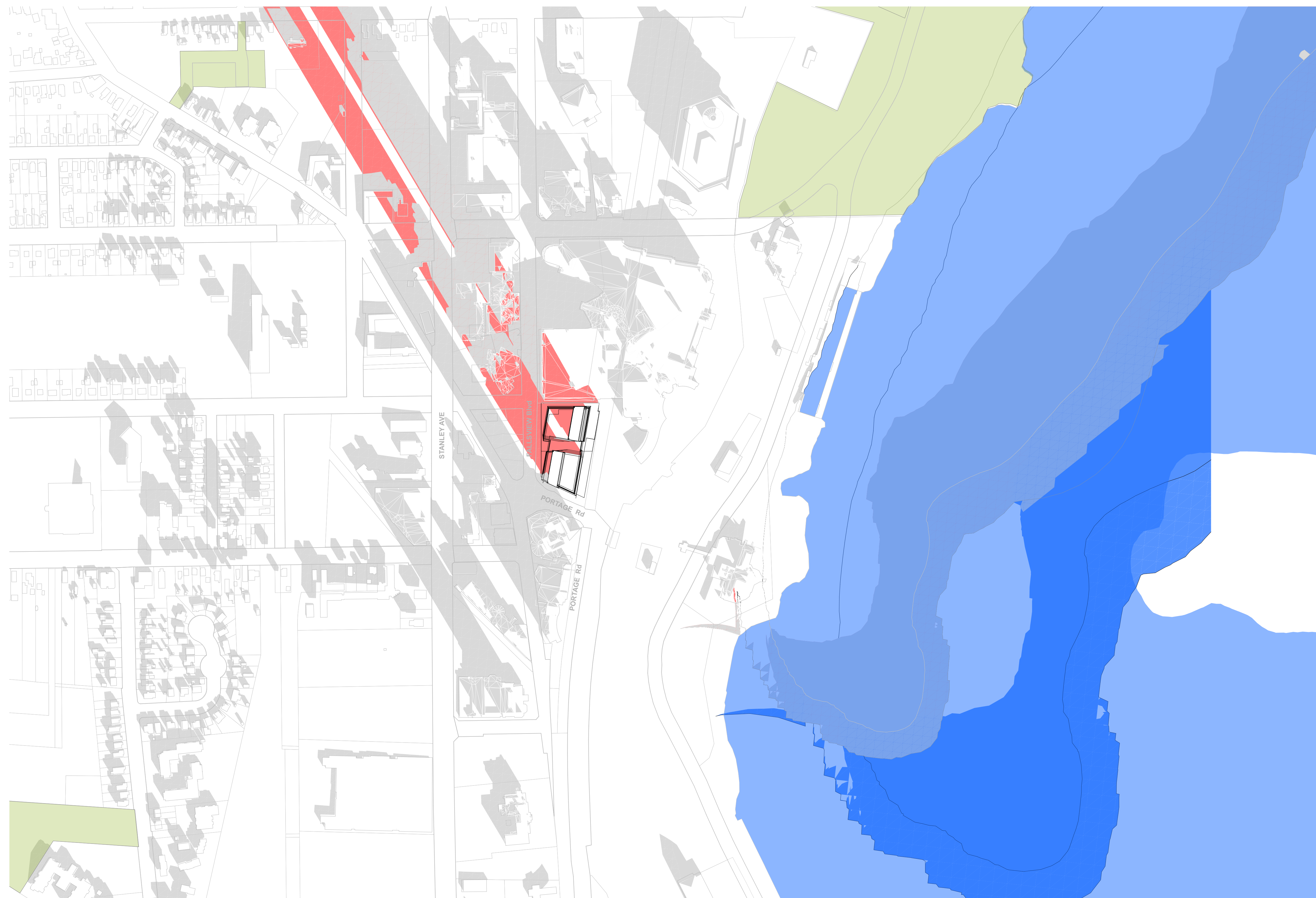


Oakes Hotel Redevelopment
6546 Fallsview Blvd.
 6546 Fallsview Blvd, Niagara Falls, ON

Hennepin's View Inc.

SHADOW STUDY - SEPTEMBER 18:18

Scale: 1:3000, 1:2000
 Project No: 22023
 01 February 2024



21 December 2021 09:18 AM

1. Copyright of this drawing is reserved by the Architect. The drawing and all associated documents are an instrument of service by the Architect. The drawing and the information contained therein may not be reproduced in whole or in part without prior written permission of the Architect.
2. These Contract Documents are the property of the Architect. The Architect bears no responsibility for the interpretation of these documents by the Contractor. Upon written application, the Architect will provide written/ graphic clarification or supplementary information regarding the intent of the Contract Documents. The Architect will review Shop Drawings submitted by the Contractor for design conformance only.
3. Drawings are not to be scaled for construction. The Contractor is to verify all existing conditions and dimensions required to perform the work and report any discrepancies with the Contract Documents to the Architect before commencing any work.
4. Positions of exposed finished mechanical or electrical devices, fittings, and fixtures are indicated on architectural drawings. The locations shown on the architectural drawings govern over the Mechanical and Electrical drawings. Those items not clearly located will be located as directed by the Architect.
5. These drawings are not to be used for construction unless noted below as "Issuance: For Construction"
6. All work is to be carried out in conformance with the Code and Bylaws of the authorities having jurisdiction.
7. The Architect of these plans and specifications gives no warranty or representation to any party about the constructability of the building(s) represented by them. All contractors or subcontractors must satisfy themselves when bidding and at all times ensure that they can properly construct the work represented by these plans.
8. Geodetic Elevations provided in these drawings are measured in accordance with the Canadian Geodetic Vertical Datum (CGVD2013).

© 2022 architects—Alliance

No	Issued For	Date
1.	DRAFT SET	2023 - 03 - 14
2.	FOR ZBLA SUBMISSION (FINAL)	2024 - 02 - 01

architects—Alliance
 317 Adelaide Street West, 2nd Flr
 Toronto ON, M5V 1P9, Canada
 www.architectsalliance.com
 +1. 416. 593. 6500

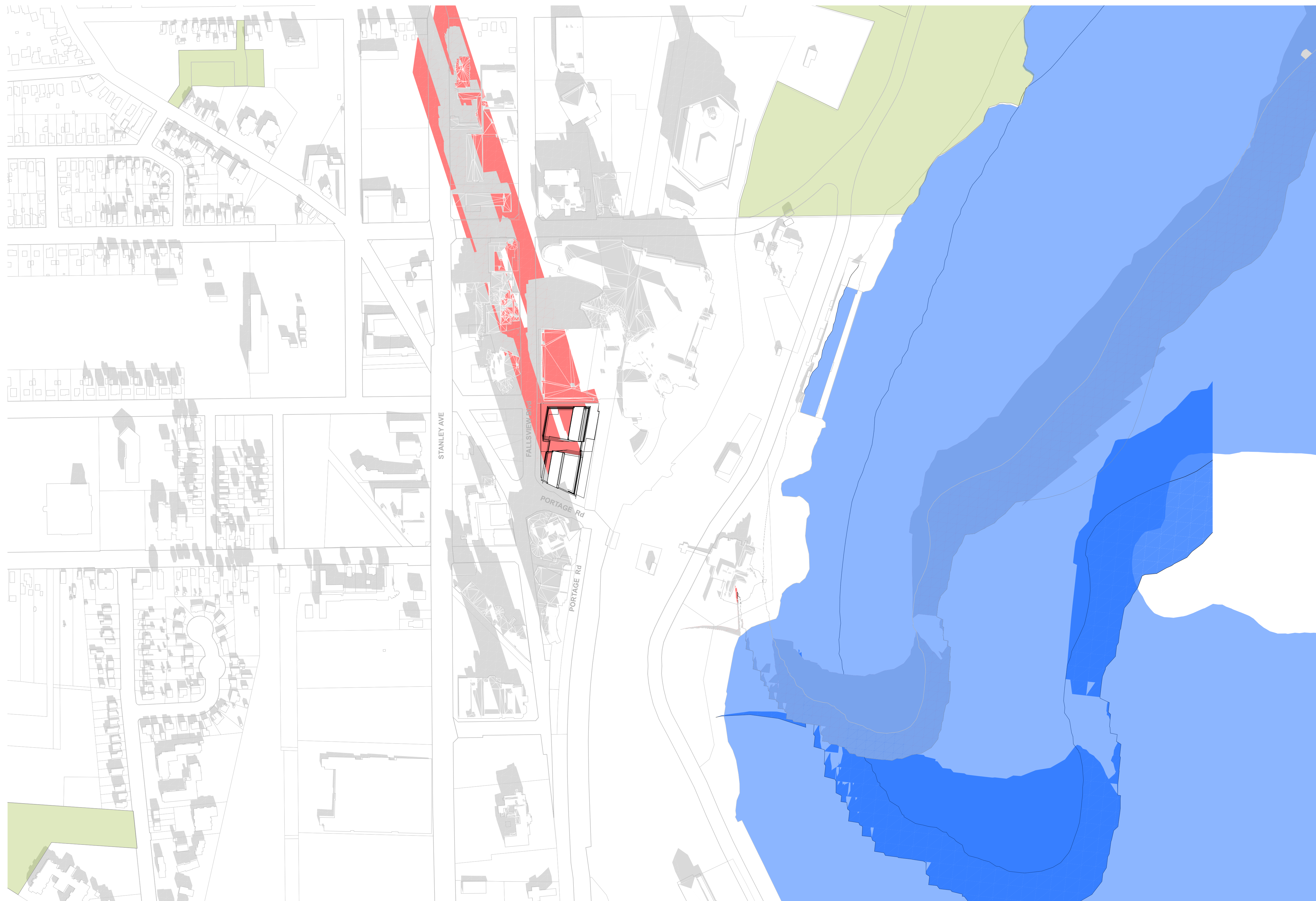
N

Oakes Hotel Redevelopment
 6546 Fallsview Blvd.
 6546 Fallsview Blvd, Niagara Falls, ON

Hennepin's View Inc.

SHADOW STUDY - DECEMBER 09:18

Scale: 1:2000, 1:3000
 Project No: 22023
 01 February 2024

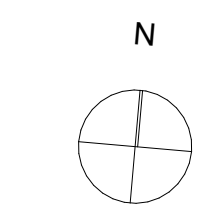


21 December 2021 10:18 AM

1. Copyright of this drawing is reserved by the Architect. The drawing and all associated documents are an instrument of service by the Architect. The drawing and the information contained therein may not be reproduced in whole or in part without prior written permission of the Architect.
 2. These Contract Documents are the property of the Architect. The Architect bears no responsibility for the interpretation of these documents by the Contractor. Upon written application, the Architect will provide written/ graphic clarification or supplementary information regarding the intent of the Contract Documents. The Architect will review Shop Drawings submitted by the Contractor for design conformance only.
 3. Drawings are not to be scaled for construction. The Contractor is to verify all existing conditions and dimensions required to perform the work and report any discrepancies with the Contract Documents to the Architect before commencing any work.
 4. Positions of exposed finished mechanical or electrical devices, fittings, and fixtures are indicated on architectural drawings. The locations shown on the architectural drawings govern over the Mechanical and Electrical drawings. Those items not clearly located will be located as directed by the Architect.
 5. These drawings are not to be used for construction unless noted below as "Issuance: For Construction"
 6. All work is to be carried out in conformance with the Code and Bylaws of the authorities having jurisdiction.
 7. The Architect of these plans and specifications gives no warranty or representation to any party about the constructability of the building(s) represented by them. All contractors or subcontractors must satisfy themselves when bidding and at all times ensure that they can properly construct the work represented by these plans.
 8. Geodetic Elevations provided in these drawings are measured in accordance with the Canadian Geodetic Vertical Datum (CGVD2013).
- © 2022 architects—Alliance

No	Issued For	Date
1.	DRAFT SET	2023 - 03 - 14
2.	FOR ZBLA SUBMISSION (FINAL)	2024 - 02 - 01

a—A architects—Alliance
 317 Adelaide Street West, 2nd Flr
 Toronto, ON, M5V 1P9, Canada
 www.architectsalliance.com
 +1. 416. 593. 6500

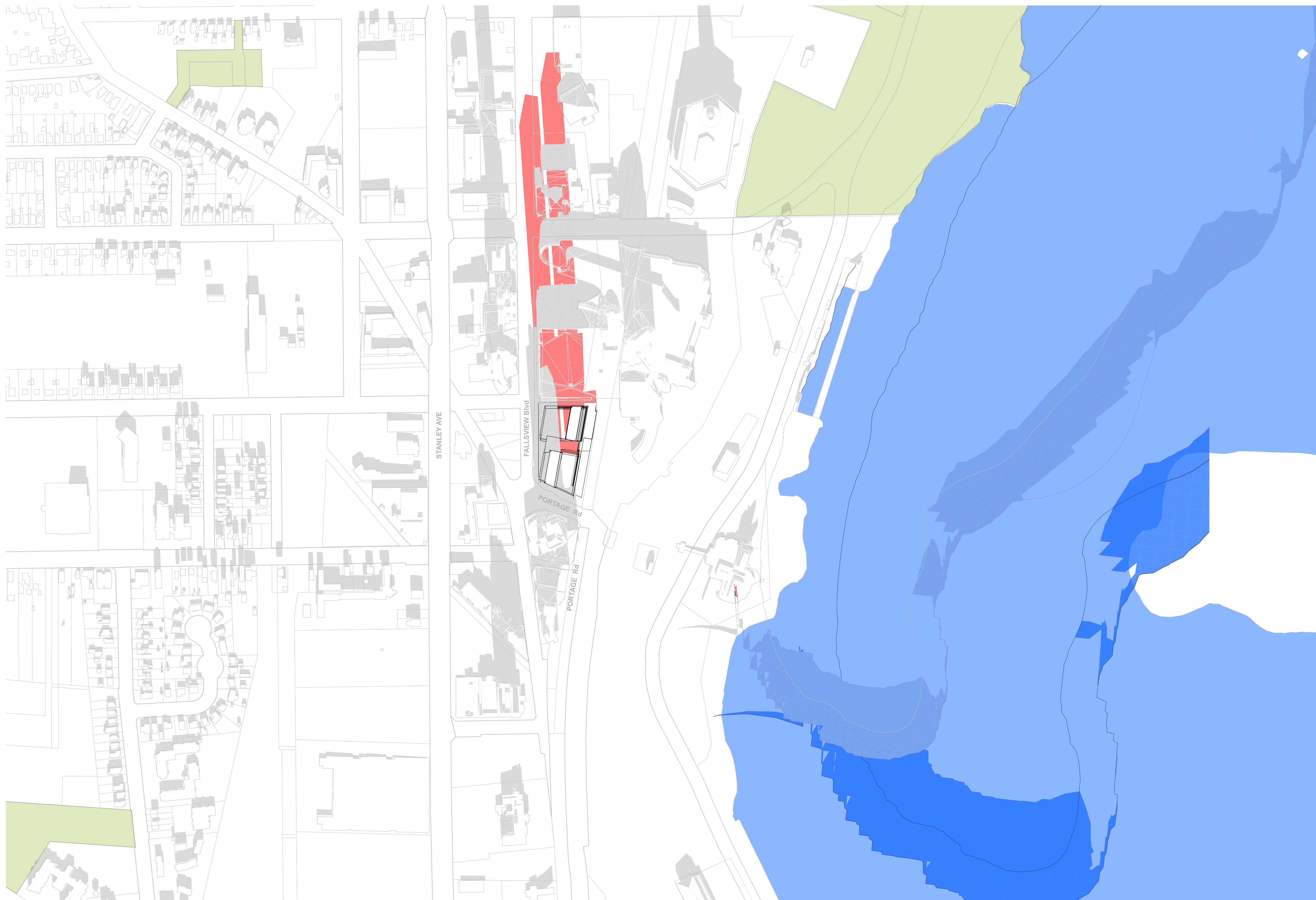


Oakes Hotel Redevelopment
6546 Fallsview Blvd.
 6546 Fallsview Blvd, Niagara Falls, ON

Hennepin's View Inc.

SHADOW STUDY - DECEMBER 10:18

Scale: 1:2000, 1:3000
 Project No: 22023
 01 February 2024



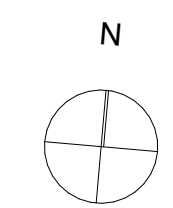
21 December 2021 11:18 AM

1. Copyright of this drawing is reserved by the Architect. The drawing and all associated documents are an instrument of service by the Architect. The drawing and the information contained therein may not be reproduced in whole or in part without prior written permission of the Architect.
2. These Contract Documents are the property of the Architect. The Architect bears no responsibility for the interpretation of these documents by the Contractor. Upon written application, the Architect will provide written/ graphic clarification or supplementary information regarding the intent of the Contract Documents. The Architect will review Shop Drawings submitted by the Contractor for design conformance only.
3. Drawings are not to be scaled for construction. The Contractor is to verify all existing conditions and dimensions required to perform the work and report any discrepancies with the Contract Documents to the Architect before commencing any work.
4. Positions of exposed finished mechanical or electrical devices, fittings, and fixtures are indicated on architectural drawings. The locations shown on the architectural drawings govern over the Mechanical and Electrical drawings. Those items not clearly located will be located as directed by the Architect.
5. These drawings are not to be used for construction unless noted below as "Issuance: For Construction"
6. All work is to be carried out in conformance with the Code and Bylaws of the authorities having jurisdiction.
7. The Architect of these plans and specifications gives no warranty or representation to any party about the constructability of the building(s) represented by them. All contractors or subcontractors must satisfy themselves when bidding and at all times ensure that they can properly construct the work represented by these plans.
8. Geodetic Elevations provided in these drawings are measured in accordance with the Canadian Geodetic Vertical Datum (CGVD2013).

© 2022 architects—Alliance

No	Issued For	Date
1.	DRAFT SET	2023 - 03 - 14
2.	FOR ZBLA SUBMISSION (FINAL)	2024 - 02 - 01

a—A architects—Alliance
 317 Adelaide Street West, 2nd Flr
 Toronto, ON, M5V 1P9, Canada
 www.architectsalliance.com
 +1. 416. 593. 6500



Oakes Hotel Redevelopment
 6546 Fallsview Blvd.
 6546 Fallsview Blvd, Niagara Falls, ON

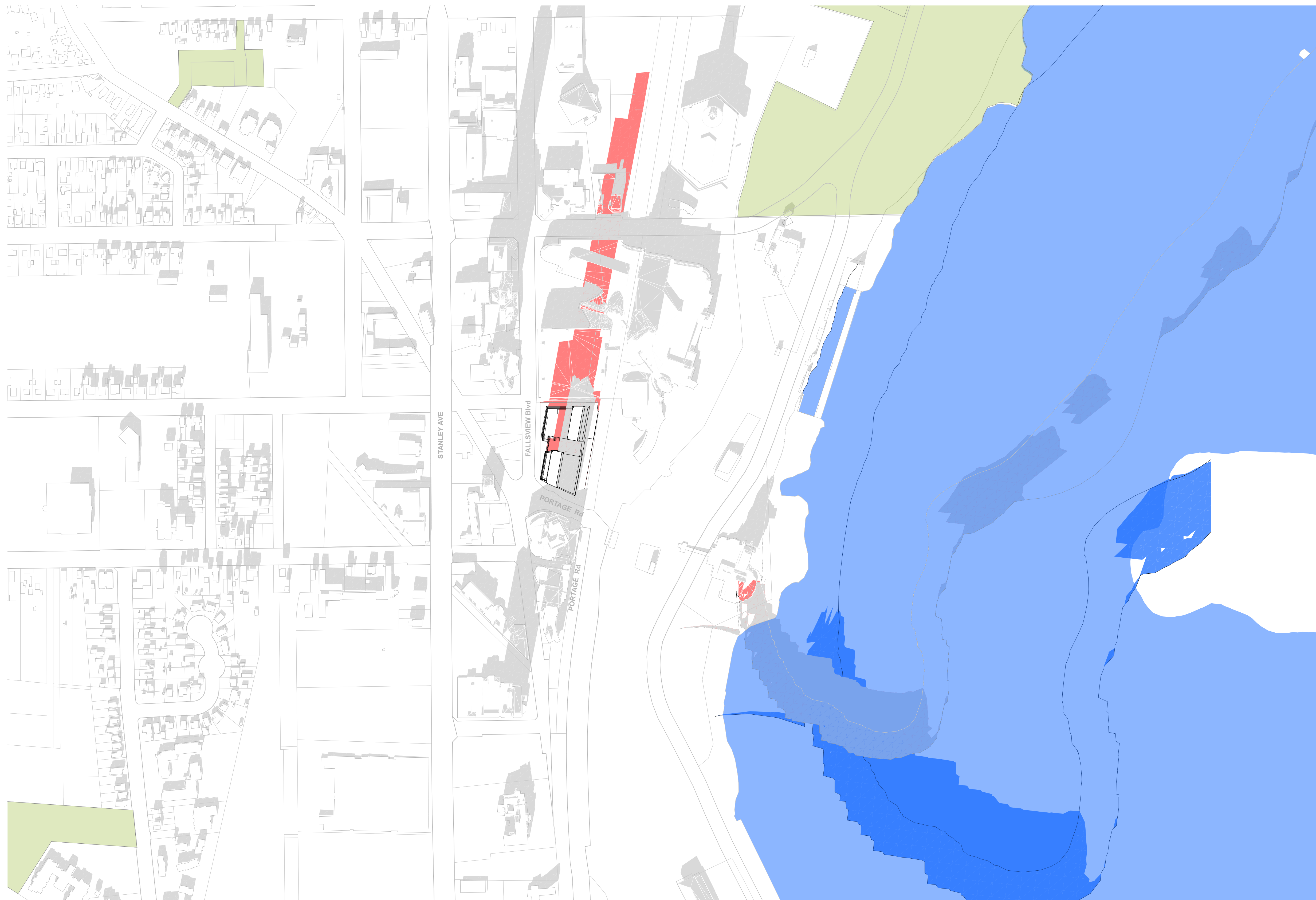
Hennepin's View Inc.

SHADOW STUDY - DECEMBER 11:18

Scale: 1:2000, 1:3000

Project No: 22023

01 February 2024

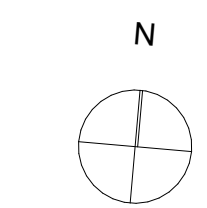


21 December 2021 12:18 PM

1. Copyright of this drawing is reserved by the Architect. The drawing and all associated documents are an instrument of service by the Architect. The drawing and the information contained therein may not be reproduced in whole or in part without prior written permission of the Architect.
 2. These Contract Documents are the property of the Architect. The Architect bears no responsibility for the interpretation of these documents by the Contractor. Upon written application, the Architect will provide written/ graphic clarification or supplementary information regarding the intent of the Contract Documents. The Architect will review Shop Drawings submitted by the Contractor for design conformance only.
 3. Drawings are not to be scaled for construction. The Contractor is to verify all existing conditions and dimensions required to perform the work and report any discrepancies with the Contract Documents to the Architect before commencing any work.
 4. Positions of exposed finished mechanical or electrical devices, fittings, and fixtures are indicated on architectural drawings. The locations shown on the architectural drawings govern over the Mechanical and Electrical drawings. Those items not clearly located will be located as directed by the Architect.
 5. These drawings are not to be used for construction unless noted below as "Issuance: For Construction"
 6. All work is to be carried out in conformance with the Code and Bylaws of the authorities having jurisdiction.
 7. The Architect of these plans and specifications gives no warranty or representation to any party about the constructability of the building(s) represented by them. All contractors or subcontractors must satisfy themselves when bidding and at all times ensure that they can properly construct the work represented by these plans.
 8. Geodetic Elevations provided in these drawings are measured in accordance with the Canadian Geodetic Vertical Datum (CGVD2013).
- © 2022 architects—Alliance

No	Issued For	Date
1.	DRAFT SET	2023 - 03 - 14
2.	FOR ZBLA SUBMISSION (FINAL)	2024 - 02 - 01

a—A architects—Alliance
 317 Adelaide Street West, 2nd Flr
 Toronto, ON, M5V 1P9, Canada
 www.architectsalliance.com
 +1. 416. 593. 6500

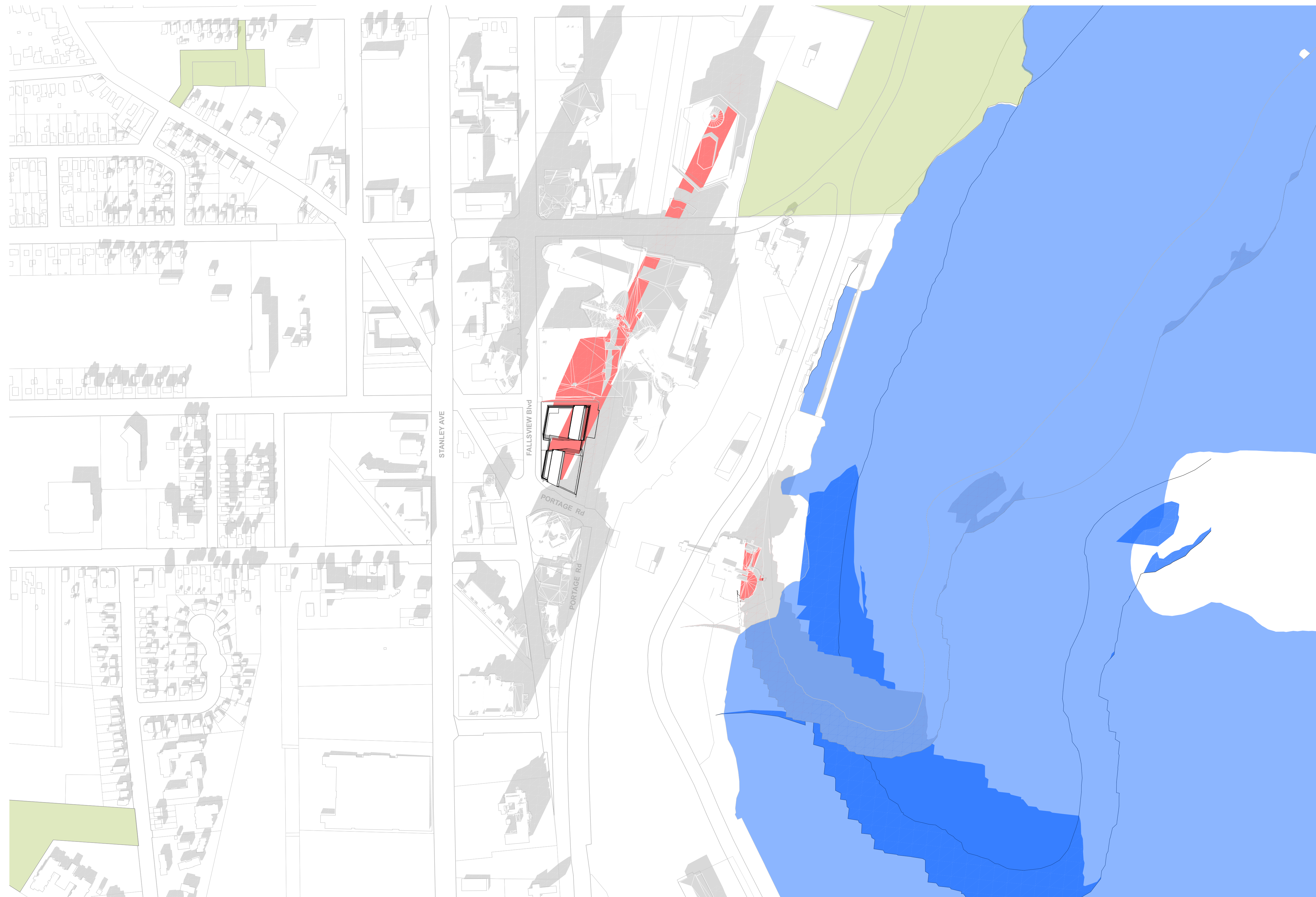


Oakes Hotel Redevelopment
6546 Fallsview Blvd.
 6546 Fallsview Blvd, Niagara Falls, ON

Hennepin's View Inc.

SHADOW STUDY - DECEMBER 12:18

Scale: 1:2000, 1:3000
 Project No: 22023
 01 February 2024



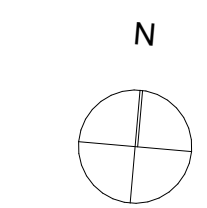
21 December 2021 01:18 PM

1. Copyright of this drawing is reserved by the Architect. The drawing and all associated documents are an instrument of service by the Architect. The drawing and the information contained therein may not be reproduced in whole or in part without prior written permission of the Architect.
2. These Contract Documents are the property of the Architect. The Architect bears no responsibility for the interpretation of these documents by the Contractor. Upon written application, the Architect will provide written/ graphic clarification or supplementary information regarding the intent of the Contract Documents. The Architect will review Shop Drawings submitted by the Contractor for design conformance only.
3. Drawings are not to be scaled for construction. The Contractor is to verify all existing conditions and dimensions required to perform the work and report any discrepancies with the Contract Documents to the Architect before commencing any work.
4. Positions of exposed finished mechanical or electrical devices, fittings, and fixtures are indicated on architectural drawings. The locations shown on the architectural drawings govern over the Mechanical and Electrical drawings. Those items not clearly located will be located as directed by the Architect.
5. These drawings are not to be used for construction unless noted below as "Issuance: For Construction"
6. All work is to be carried out in conformance with the Code and Bylaws of the authorities having jurisdiction.
7. The Architect of these plans and specifications gives no warranty or representation to any party about the constructability of the building(s) represented by them. All contractors or subcontractors must satisfy themselves when bidding and at all times ensure that they can properly construct the work represented by these plans.
8. Geodetic Elevations provided in these drawings are measured in accordance with the Canadian Geodetic Vertical Datum (CGVD2013).

© 2022 architects—Alliance

No	Issued For	Date
1.	DRAFT SET	2023 - 03 - 14
2.	FOR ZBLA SUBMISSION (FINAL)	2024 - 02 - 01

a—A architects—Alliance
 317 Adelaide Street West, 2nd Flr
 Toronto, ON, M5V 1P9, Canada
 www.architectsalliance.com
 +1. 416. 593. 6500

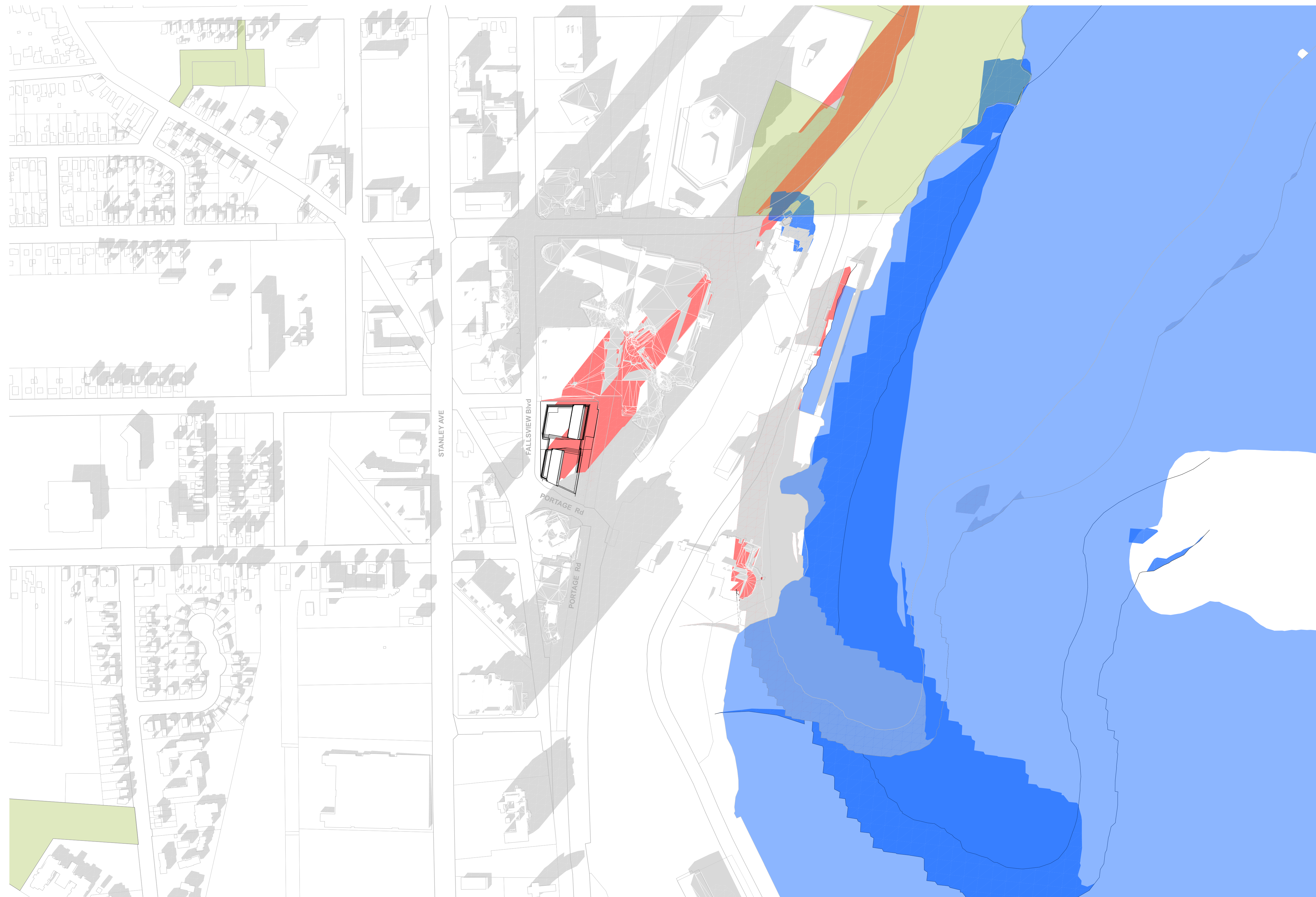


Oakes Hotel Redevelopment
 6546 Fallsview Blvd.
 6546 Fallsview Blvd, Niagara Falls, ON

Hennepin's View Inc.

SHADOW STUDY - DECEMBER 13:18

Scale: 1:2000, 1:3000
 Project No: 22023
 01 February 2024

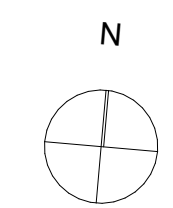


21 December 2021 02:18 PM

1. Copyright of this drawing is reserved by the Architect. The drawing and all associated documents are an instrument of service by the Architect. The drawing and the information contained therein may not be reproduced in whole or in part without prior written permission of the Architect.
 2. These Contract Documents are the property of the Architect. The Architect bears no responsibility for the interpretation of these documents by the Contractor. Upon written application, the Architect will provide written/ graphic clarification or supplementary information regarding the intent of the Contract Documents. The Architect will review Shop Drawings submitted by the Contractor for design conformance only.
 3. Drawings are not to be scaled for construction. The Contractor is to verify all existing conditions and dimensions required to perform the work and report any discrepancies with the Contract Documents to the Architect before commencing any work.
 4. Positions of exposed finished mechanical or electrical devices, fittings, and fixtures are indicated on architectural drawings. The locations shown on the architectural drawings govern over the Mechanical and Electrical drawings. Those items not clearly located will be located as directed by the Architect.
 5. These drawings are not to be used for construction unless noted below as "Issuance: For Construction"
 6. All work is to be carried out in conformance with the Code and Bylaws of the authorities having jurisdiction.
 7. The Architect of these plans and specifications gives no warranty or representation to any party about the constructability of the building(s) represented by them. All contractors or subcontractors must satisfy themselves when bidding and at all times ensure that they can properly construct the work represented by these plans.
 8. Geodetic Elevations provided in these drawings are measured in accordance with the Canadian Geodetic Vertical Datum (CGVD2013).
- © 2022 architects—Alliance

No	Issued For	Date
1.	DRAFT SET	2023 - 03 - 14
2.	FOR ZBLA SUBMISSION (FINAL)	2024 - 02 - 01

a—A architects—Alliance
 317 Adelaide Street West, 2nd Flr
 Toronto ON, M5V 1P9, Canada
 www.architectsalliance.com
 +1. 416. 593. 6500

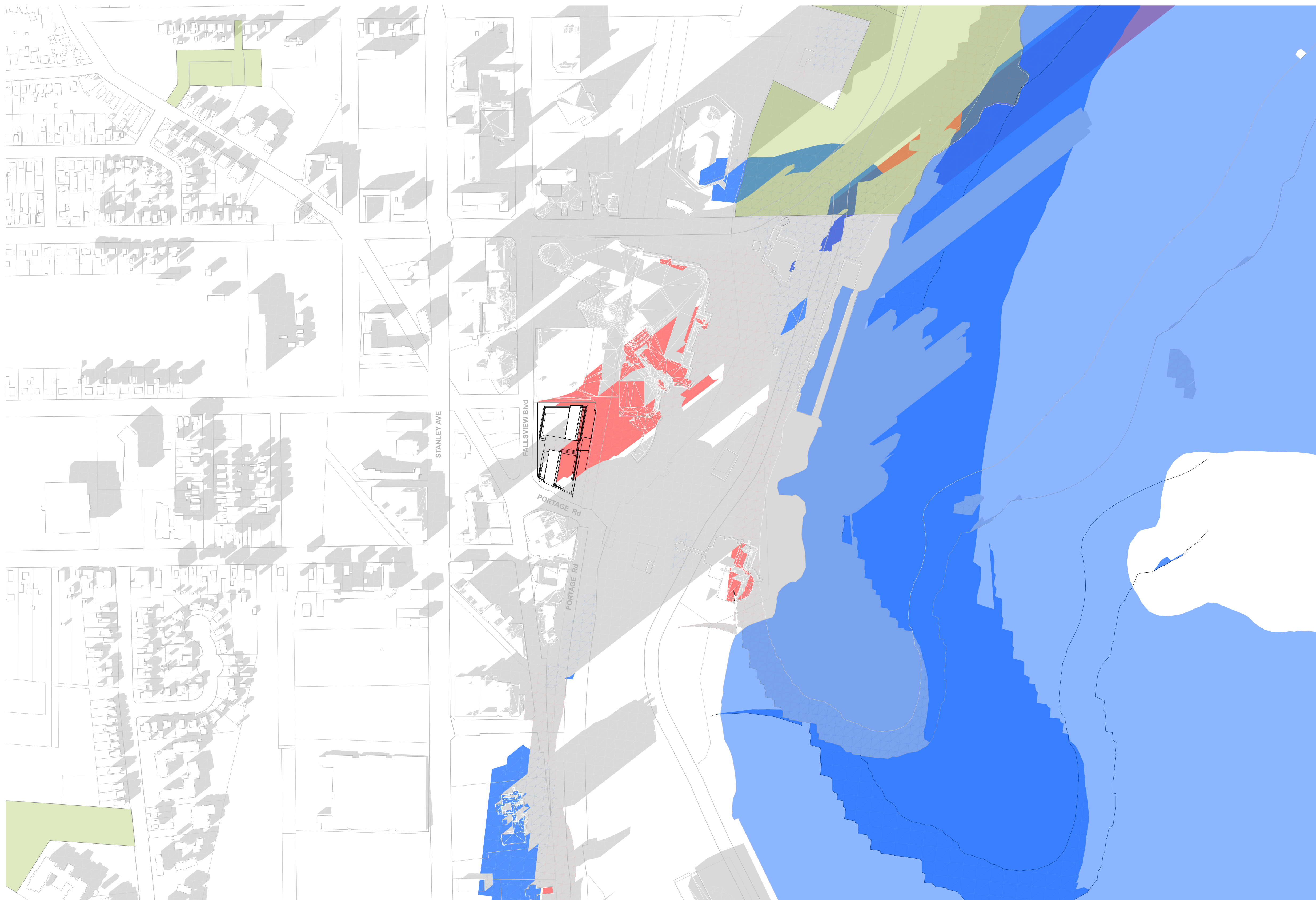


Oakes Hotel Redevelopment
6546 Fallsview Blvd.
 6546 Fallsview Blvd, Niagara Falls, ON

Hennepin's View Inc.

SHADOW STUDY - DECEMBER 14:18

Scale: 1:2000, 1:3000
 Project No: 22023
 01 February 2024



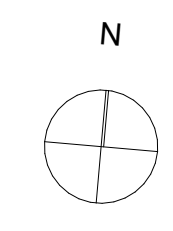
21 December 2021 03:18 PM

1. Copyright of this drawing is reserved by the Architect. The drawing and all associated documents are an instrument of service by the Architect. The drawing and the information contained therein may not be reproduced in whole or in part without prior written permission of the Architect.
2. These Contract Documents are the property of the Architect. The Architect bears no responsibility for the interpretation of these documents by the Contractor. Upon written application, the Architect will provide written/ graphic clarification or supplementary information regarding the intent of the Contract Documents. The Architect will review Shop Drawings submitted by the Contractor for design conformance only.
3. Drawings are not to be scaled for construction. The Contractor is to verify all existing conditions and dimensions required to perform the work and report any discrepancies with the Contract Documents to the Architect before commencing any work.
4. Positions of exposed finished mechanical or electrical devices, fittings, and fixtures are indicated on architectural drawings. The locations shown on the architectural drawings govern over the Mechanical and Electrical drawings. Those items not clearly located will be located as directed by the Architect.
5. These drawings are not to be used for construction unless noted below as "Issuance: For Construction"
6. All work is to be carried out in conformance with the Code and Bylaws of the authorities having jurisdiction.
7. The Architect of these plans and specifications gives no warranty or representation to any party about the constructability of the building(s) represented by them. All contractors or subcontractors must satisfy themselves when bidding and at all times ensure that they can properly construct the work represented by these plans.
8. Geodetic Elevations provided in these drawings are measured in accordance with the Canadian Geodetic Vertical Datum (CGVD2013).

© 2022 architects—Alliance

No	Issued For	Date
1.	DRAFT SET	2023 - 03 - 14
2.	FOR ZBLA SUBMISSION (FINAL)	2024 - 02 - 01

a—A architects—Alliance
 317 Adelaide Street West, 2nd Flr
 Toronto, ON, M5V 1P9, Canada
 www.architectsalliance.com
 +1. 416. 593. 6500

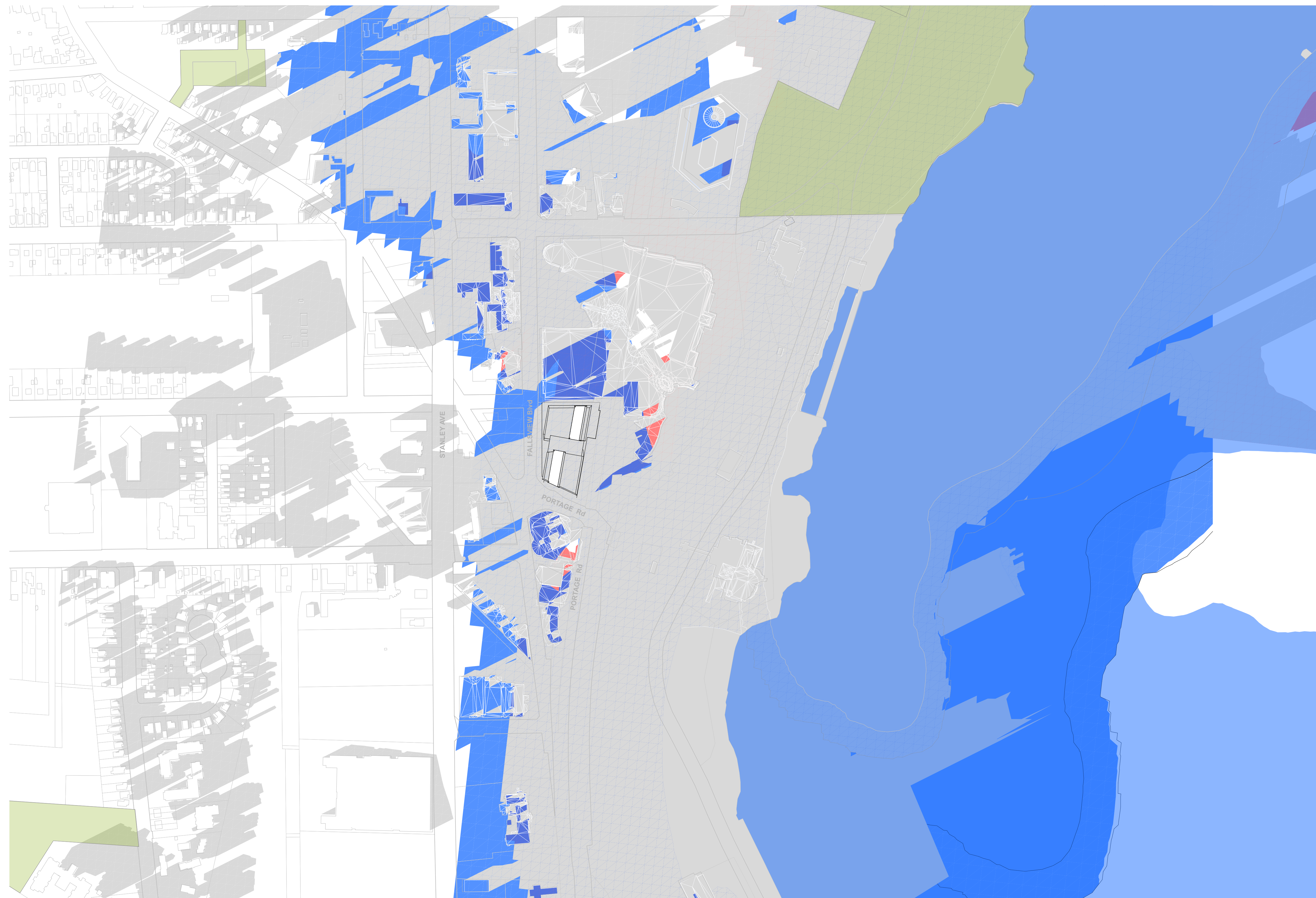


Oakes Hotel Redevelopment
 6546 Fallsview Blvd.
 6546 Fallsview Blvd, Niagara Falls, ON

Hennepin's View Inc.

SHADOW STUDY - DECEMBER 15:18

Scale: 1:2000, 1:3000
 Project No: 22023
 01 February 2024



21 December 2021 04:18 PM

1. Copyright of this drawing is reserved by the Architect. The drawing and all associated documents are an instrument of service by the Architect. The drawing and the information contained therein may not be reproduced in whole or in part without prior written permission of the Architect.
2. These Contract Documents are the property of the Architect. The Architect bears no responsibility for the interpretation of these documents by the Contractor. Upon written application, the Architect will provide written/ graphic clarification or supplementary information regarding the intent of the Contract Documents. The Architect will review Shop Drawings submitted by the Contractor for design conformance only.
3. Drawings are not to be scaled for construction. The Contractor is to verify all existing conditions and dimensions required to perform the work and report any discrepancies with the Contract Documents to the Architect before commencing any work.
4. Positions of exposed finished mechanical or electrical devices, fittings, and fixtures are indicated on architectural drawings. The locations shown on the architectural drawings govern over the Mechanical and Electrical drawings. Those items not clearly located will be located as directed by the Architect.
5. These drawings are not to be used for construction unless noted below as "Issuance: For Construction"
6. All work is to be carried out in conformance with the Code and Bylaws of the authorities having jurisdiction.
7. The Architect of these plans and specifications gives no warranty or representation to any party about the constructability of the building(s) represented by them. All contractors or subcontractors must satisfy themselves when bidding and at all times ensure that they can properly construct the work represented by these plans.
8. Geodetic Elevations provided in these drawings are measured in accordance with the Canadian Geodetic Vertical Datum (CGVD2013).

© 2022 architects—Alliance

No	Issued For	Date
1.	DRAFT SET	2023 - 03 - 14
2.	FOR ZBLA SUBMISSION (FINAL)	2024 - 02 - 01

a—A architects—Alliance
 317 Adelaide Street West, 2nd Flr
 Toronto, ON, M5V 1P9, Canada
 www.architectsalliance.com
 +1. 416. 593. 6500



Oakes Hotel Redevelopment
6546 Fallview Blvd.
 6546 Fallview Blvd, Niagara Falls, ON

Hennepin's View Inc.

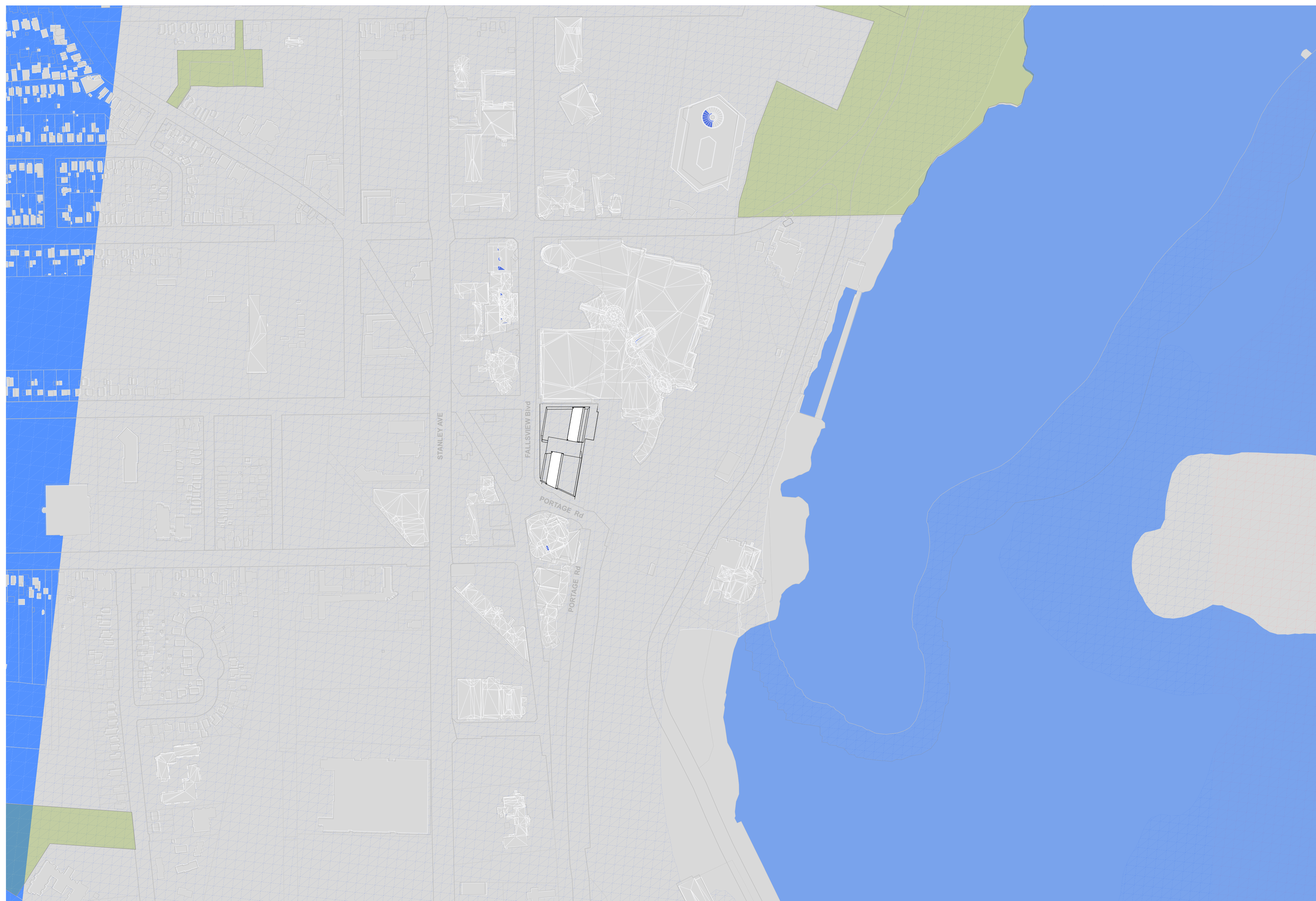
SHADOW STUDY - DECEMBER 16:18

Scale: 1:2000, 1:3000

Project No: 22023

01 February 2024

A-4.39



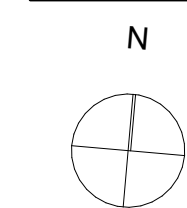
21 December 2021 05:18 PM

1. Copyright of this drawing is reserved by the Architect. The drawing and all associated documents are an instrument of service by the Architect. The drawing and the information contained therein may not be reproduced in whole or in part without prior written permission of the Architect.
2. These Contract Documents are the property of the Architect. The Architect bears no responsibility for the interpretation of these documents by the Contractor. Upon written application, the Architect will provide written/ graphic clarification or supplementary information regarding the intent of the Contract Documents. The Architect will review Shop Drawings submitted by the Contractor for design conformance only.
3. Drawings are not to be scaled for construction. The Contractor is to verify all existing conditions and dimensions required to perform the work and report any discrepancies with the Contract Documents to the Architect before commencing any work.
4. Positions of exposed finished mechanical or electrical devices, fittings, and fixtures are indicated on architectural drawings. The locations shown on the architectural drawings govern over the Mechanical and Electrical drawings. Those items not clearly located will be located as directed by the Architect.
5. These drawings are not to be used for construction unless noted below as "Issuance: For Construction"
6. All work is to be carried out in conformance with the Code and Bylaws of the authorities having jurisdiction.
7. The Architect of these plans and specifications gives no warranty or representation to any party about the constructability of the building(s) represented by them. All contractors or subcontractors must satisfy themselves when bidding and at all times ensure that they can properly construct the work represented by these plans.
8. Geodetic Elevations provided in these drawings are measured in accordance with the Canadian Geodetic Vertical Datum (CGVD2013).

© 2022 architects—Alliance

No	Issued For	Date
1.	DRAFT SET	2023 - 03 - 14
2.	FOR ZBLA SUBMISSION (FINAL)	2024 - 02 - 01

a—A architects—Alliance
 317 Adelaide Street West, 2nd Flr
 Toronto, ON, M5V 1P9, Canada
 www.architectsalliance.com
 +1. 416. 593. 6500



Oakes Hotel Redevelopment
6546 Fallsview Blvd.
 6546 Fallsview Blvd, Niagara Falls, ON

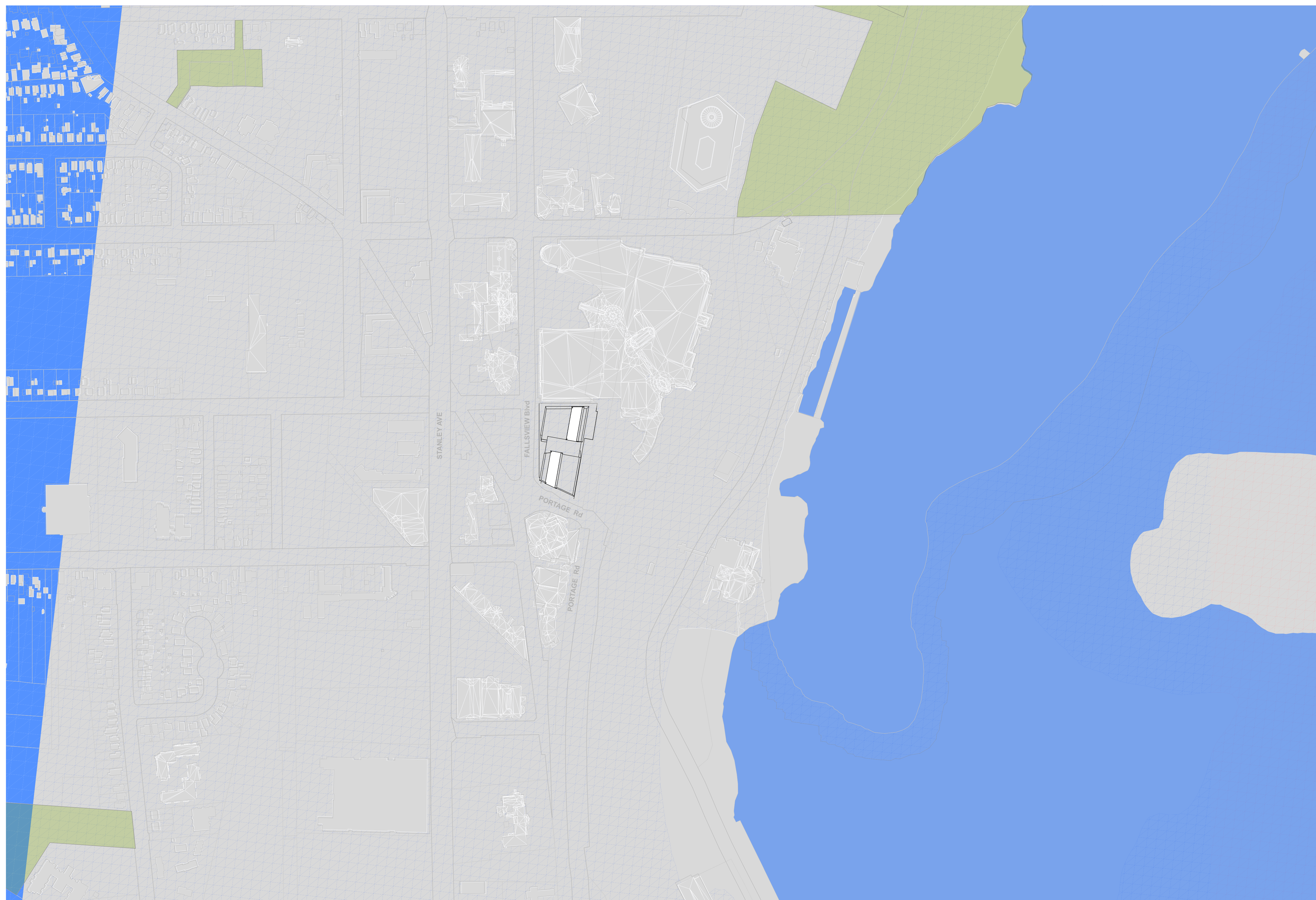
Hennepin's View Inc.

SHADOW STUDY - DECEMBER 17:18

Scale: 1:2000, 1:3000

Project No: 22023

01 February 2024



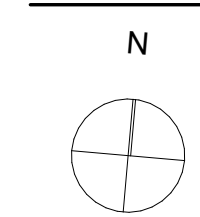
21 December 2021 06:18 PM

1. Copyright of this drawing is reserved by the Architect. The drawing and all associated documents are an instrument of service by the Architect. The drawing and the information contained therein may not be reproduced in whole or in part without prior written permission of the Architect.
2. These Contract Documents are the property of the Architect. The Architect bears no responsibility for the interpretation of these documents by the Contractor. Upon written application, the Architect will provide written/ graphic clarification or supplementary information regarding the intent of the Contract Documents. The Architect will review Shop Drawings submitted by the Contractor for design conformance only.
3. Drawings are not to be scaled for construction. The Contractor is to verify all existing conditions and dimensions required to perform the work and report any discrepancies with the Contract Documents to the Architect before commencing any work.
4. Positions of exposed finished mechanical or electrical devices, fittings, and fixtures are indicated on architectural drawings. The locations shown on the architectural drawings govern over the Mechanical and Electrical drawings. Those items not clearly located will be located as directed by the Architect.
5. These drawings are not to be used for construction unless noted below as "Issuance: For Construction"
6. All work is to be carried out in conformance with the Code and Bylaws of the authorities having jurisdiction.
7. The Architect of these plans and specifications gives no warranty or representation to any party about the constructability of the building(s) represented by them. All contractors or subcontractors must satisfy themselves when bidding and at all times ensure that they can properly construct the work represented by these plans.
8. Geodetic Elevations provided in these drawings are measured in accordance with the Canadian Geodetic Vertical Datum (CGVD2013).

© 2022 architects—Alliance

No	Issued For	Date
1.	DRAFT SET	2023 - 03 - 14
2.	FOR ZBLA SUBMISSION (FINAL)	2024 - 02 - 01

a—A architects—Alliance
 317 Adelaide Street West, 2nd Flr
 Toronto, ON, M5V 1P9, Canada
 www.architectsalliance.com
 +1. 416. 593. 6500



Oakes Hotel Redevelopment
6546 Fallsview Blvd.
 6546 Fallsview Blvd, Niagara Falls, ON

Hennepin's View Inc.

SHADOW STUDY - DECEMBER 18:18

Scale: 1:2000, 1:3000
 Project No: 22023
 01 February 2024