A05 RETIREMENT CONDO ISSUE FOR DRAFTPLAN

Sheet List	
Sheet Number	Sheet Name
A000	Retirement Zoning
A100	Site plan
A101	Plans
A102	Plans
A201	Elevation
A202	Elevation

A05

ZONE PROVISIONS	REQUIRED BY ZONING	PROPOSED DEVELOPMENT
PROPERTY AREA	NA	9,451 SQM
DEVELOPABLE AREA	NA	9,451 SQM
BUILDING COVERAGE	NA	3,070 SQM (32.7%)
BUILDING HEIGHT	NA	25.5 M
FRONT SETBACK	NA	6M
SIDE SETBACK	NA	6M
REAR SETBACK	NA	6M
TYPE OF USE	NA	Senior Condo, Senior Care Home
UNITS	Senior Condo	135
	Senior Care Home	132
PARKING	SURFACE	28
	GARAGE BELOW GRADE	174
	TOTAL	202

1. ALL DIMENSIONS AND QUANTITIES OF MATERIALS ARE THE RESPONSIBILITY OF THE CONTRACTOR. AN ACCEPTABLE LEVEL OF FINISH MUST BE ACHIEVED AND APPROVED BY OWNER.

2. ALL TRADES TO VERIFY DIMENSIONS AND DATA HEREIN WITH EXISTING ON SITE.

3. REPORT ALL DISCOVERIES OF ERRORS, OMISSIONS OR DISCREPANCIES TO THE DESIGNER OR DESIGN ENGINEER AS APPLICABLE.

4. GENERAL CONTRACTOR TO PROVIDE ALL BLOCKING REQUIRED IN WALLS TO ACCOMODATE INSTALLATION OF MILLWORK, ARTWORK, FURNITURE, WASHROOM ACCESSORIES, AND EQUIPMENT.

5. MOULD RESISTANT GYPSUM BOARD IN LIEU OF GYPSUM BOARD INDICATED ON WALL SURFACES WITHIN WASHROOMS & MUDROOMS.

6. TILE BACKER BOARD TO BE USED IN LIEU OF GYPSUM BOARD INDICATED ON WALL TYPES TO EXTENT OF WALLS WHERE CERAMIC WALL TILES ARE INDICATED TO BE INSTALLED.

7. DO NOT SCALE DRAWINGS.

REVISION RECORD

No.	Description	Date
1	Issued for Draftplan	2023-09-07

ISSUE RECORD

Z Square Consulting Inc.
1100 Gordon Baker Road,
Toronto, Ontario, M2H 3B3
T 647 291 0088
E info@zsquareconsulting.com
W www.zsquareconsulting.com

GR Paradise Phase 2

A05 RETIREMENT CONDO
for
GR Group

Project Number
1 : 50
SCALE
Author
DRAWN
Checked
REVIEWED

Retirement Zoning

A000

Note: This drawing is the property of the Architect and may not be reproduced or
used without the expressed consent of the Architect. The Contractor is responsible
for checking and verifying all levels and dimensions and shall report all discrepancies to the Architect and obtain clarification prior to commencing work.

9/11/2023 8:07:59 PM

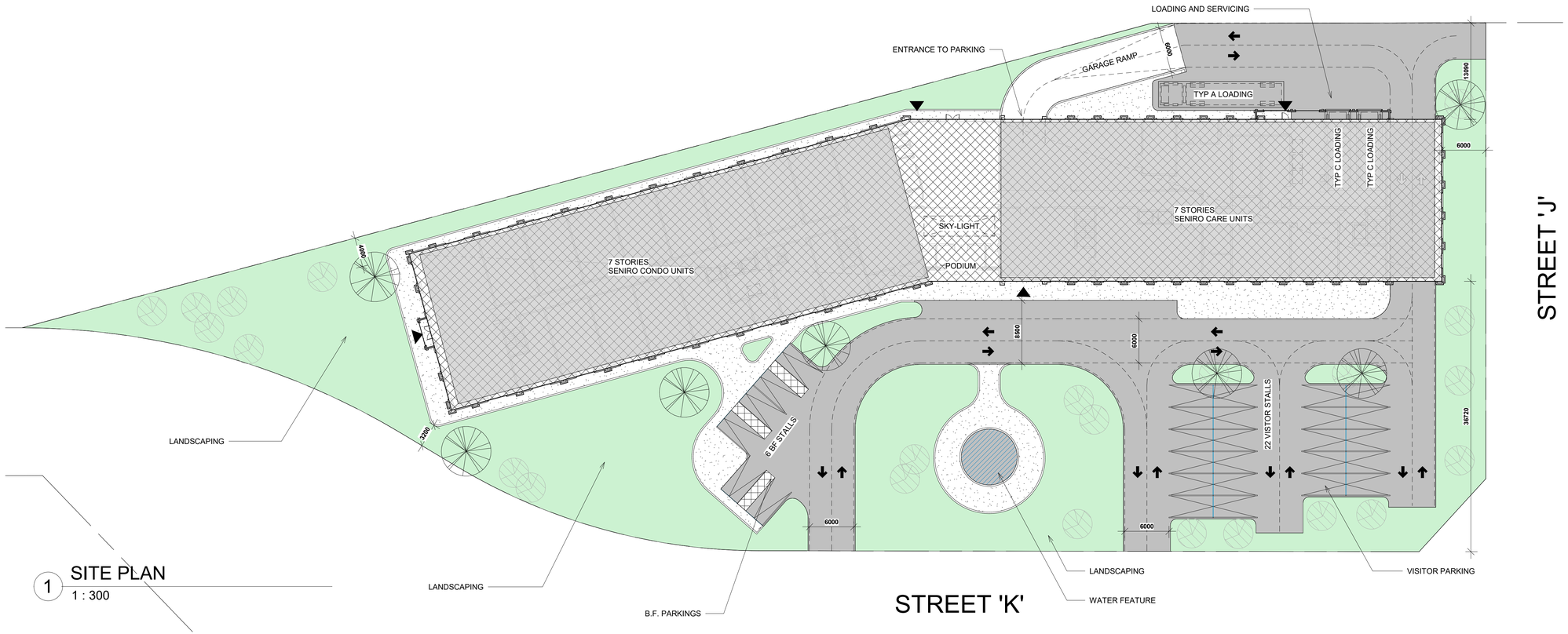

1 SITE PLAN
1 : 300

Care Units		
Level	Name	Area
Level 2	CARE-UNIT	35 m²
Level 2	CARE-UNIT	36 m²
Level 2	CARE-UNIT	39 m²
Level 2	CARE-UNIT	47 m²
Level 2	CARE-UNIT	49 m²
Level 2	CARE-UNIT	56 m²
Level 2	CARE-UNIT	60 m²
Level 2	CARE-UNIT	63 m²
Level 2	CARE-UNIT	64 m²
Level 2	CARE-UNIT	67 m²
Level 2	CARE-UNIT	72 m²
Level 2	CARE-UNIT	73 m²
Level 2: 22		
Level 3	CARE-UNIT	35 m²
Level 3	CARE-UNIT	36 m²
Level 3	CARE-UNIT	39 m²
Level 3	CARE-UNIT	47 m²
Level 3	CARE-UNIT	49 m²
Level 3	CARE-UNIT	56 m²
Level 3	CARE-UNIT	60 m²
Level 3	CARE-UNIT	63 m²
Level 3	CARE-UNIT	64 m²
Level 3	CARE-UNIT	67 m²
Level 3	CARE-UNIT	72 m²
Level 3	CARE-UNIT	73 m²
Level 3: 22		
Level 4	CARE-UNIT	35 m²
Level 4	CARE-UNIT	36 m²
Level 4	CARE-UNIT	39 m²
Level 4	CARE-UNIT	47 m²
Level 4	CARE-UNIT	49 m²
Level 4	CARE-UNIT	56 m²
Level 4	CARE-UNIT	60 m²
Level 4	CARE-UNIT	63 m²
Level 4	CARE-UNIT	64 m²
Level 4	CARE-UNIT	67 m²
Level 4	CARE-UNIT	72 m²
Level 4	CARE-UNIT	73 m²
Level 4: 22		

Care Units		
Level	Name	Area
Level 5	CARE-UNIT	35 m²
Level 5	CARE-UNIT	36 m²
Level 5	CARE-UNIT	39 m²
Level 5	CARE-UNIT	47 m²
Level 5	CARE-UNIT	49 m²
Level 5	CARE-UNIT	56 m²
Level 5	CARE-UNIT	60 m²
Level 5	CARE-UNIT	63 m²
Level 5	CARE-UNIT	64 m²
Level 5	CARE-UNIT	67 m²
Level 5	CARE-UNIT	72 m²
Level 5	CARE-UNIT	73 m²
Level 5: 22		
Level 6	CARE-UNIT	35 m²
Level 6	CARE-UNIT	36 m²
Level 6	CARE-UNIT	39 m²
Level 6	CARE-UNIT	47 m²
Level 6	CARE-UNIT	49 m²
Level 6	CARE-UNIT	56 m²
Level 6	CARE-UNIT	60 m²
Level 6	CARE-UNIT	63 m²
Level 6	CARE-UNIT	64 m²
Level 6	CARE-UNIT	67 m²
Level 6	CARE-UNIT	72 m²
Level 6	CARE-UNIT	73 m²
Level 6: 22		
Level 7	CARE-UNIT	35 m²
Level 7	CARE-UNIT	36 m²
Level 7	CARE-UNIT	39 m²
Level 7	CARE-UNIT	47 m²
Level 7	CARE-UNIT	49 m²
Level 7	CARE-UNIT	56 m²
Level 7	CARE-UNIT	60 m²
Level 7	CARE-UNIT	63 m²
Level 7	CARE-UNIT	64 m²
Level 7	CARE-UNIT	67 m²
Level 7	CARE-UNIT	72 m²
Level 7	CARE-UNIT	73 m²
Level 7: 22		
Grand total: 132		

Condo Units		
Level	Name	Area
Level 1	CONDO-UNIT	49 m²
Level 1	CONDO-UNIT	61 m²
Level 1	CONDO-UNIT	62 m²
Level 1	CONDO-UNIT	63 m²
Level 1	CONDO-UNIT	64 m²
Level 1	CONDO-UNIT	67 m²
Level 1: 15		
Level 2	CONDO-UNIT	44 m²
Level 2	CONDO-UNIT	46 m²
Level 2	CONDO-UNIT	53 m²
Level 2	CONDO-UNIT	55 m²
Level 2	CONDO-UNIT	60 m²
Level 2	CONDO-UNIT	79 m²
Level 2	CONDO-UNIT	88 m²
Level 2	CONDO-UNIT	89 m²
Level 2: 20		
Level 3	CONDO-UNIT	44 m²
Level 3	CONDO-UNIT	46 m²
Level 3	CONDO-UNIT	53 m²
Level 3	CONDO-UNIT	55 m²
Level 3	CONDO-UNIT	60 m²
Level 3	CONDO-UNIT	79 m²
Level 3	CONDO-UNIT	88 m²
Level 3	CONDO-UNIT	89 m²
Level 3: 20		
Level 4	CONDO-UNIT	44 m²
Level 4	CONDO-UNIT	46 m²
Level 4	CONDO-UNIT	53 m²
Level 4	CONDO-UNIT	55 m²
Level 4	CONDO-UNIT	60 m²
Level 4	CONDO-UNIT	79 m²
Level 4	CONDO-UNIT	88 m²
Level 4	CONDO-UNIT	89 m²
Level 4: 20		
Level 5	CONDO-UNIT	44 m²
Level 5	CONDO-UNIT	46 m²
Level 5	CONDO-UNIT	53 m²
Level 5	CONDO-UNIT	55 m²
Level 5	CONDO-UNIT	60 m²

Condo Units		
Level	Name	Area
Level 5	CONDO-UNIT	79 m²
Level 5	CONDO-UNIT	88 m²
Level 5	CONDO-UNIT	89 m²
Level 5: 20		
Level 6	CONDO-UNIT	44 m²
Level 6	CONDO-UNIT	46 m²
Level 6	CONDO-UNIT	53 m²
Level 6	CONDO-UNIT	55 m²
Level 6	CONDO-UNIT	60 m²
Level 6	CONDO-UNIT	79 m²
Level 6	CONDO-UNIT	88 m²
Level 6	CONDO-UNIT	89 m²
Level 6: 20		
Level 7	CONDO-UNIT	44 m²
Level 7	CONDO-UNIT	46 m²
Level 7	CONDO-UNIT	53 m²
Level 7	CONDO-UNIT	55 m²
Level 7	CONDO-UNIT	60 m²
Level 7	CONDO-UNIT	79 m²
Level 7	CONDO-UNIT	88 m²
Level 7	CONDO-UNIT	89 m²
Level 7: 20		
Grand total: 135		

1. ALL DIMENSIONS AND QUANTITIES OF MATERIALS ARE THE RESPONSIBILITY OF THE CONTRACTOR. AN ACCEPTABLE LEVEL OF FINISH MUST BE ACHIEVED AND APPROVED BY OWNER.

2. ALL TRADES TO VERIFY DIMENSIONS AND DATA HEREIN WITH EXISTING ON SITE.

3. REPORT ALL DISCOVERIES OF ERRORS, OMISSIONS OR DISCREPANCIES TO THE DESIGNER OR DESIGN ENGINEER AS APPLICABLE.

4. GENERAL CONTRACTOR TO PROVIDE ALL BLOCKING REQUIRED IN WALLS TO ACCOMODATE INSTALLATION OF MILLWORK, ARTWORK, FURNITURE, WASHROOM ACCESSORIES, AND EQUIPMENT.

5. MOULD RESISTANT GYPSUM BOARD IN LIEU OF GYPSUM BOARD INDICATED ON WALL SURFACES WITHIN WASHROOMS & MUDROOMS.

6. TILE BACKER BOARD TO BE USED IN LIEU OF GYPSUM BOARD INDICATED ON WALL TYPES TO EXTENT OF WALLS WHERE CERAMIC WALL TILES ARE INDICATED TO BE INSTALLED.

7. DO NOT SCALE DRAWINGS.

REVISION RECORD

No.	Description	Date
1	Issued for Draftplan	2023-09-07

ISSUE RECORD

Z Square Consulting Inc.
1100 Gordon Baker Road,
Toronto, Ontario, M2H 3B3
T 647 291 0088
E info@zsquareconsulting.com
W www.zsquareconsulting.com

GR Paradise Phase 2

A05 RETIREMENT CONDO
for
GR Group

Project Number
1 : 300
PLOT SCALE
Author
DRAWN
Checke
REVIEWED

Site plan

A100

Note: This drawing is the property of the Architect and may not be reproduced or
used without the expressed consent of the Architect. The Contractor is responsible
for checking and verifying all levels and dimensions and shall report all discrepancies to the Architect and obtain clarification prior to commencing work.

9/11/2023 8:08:01 PM

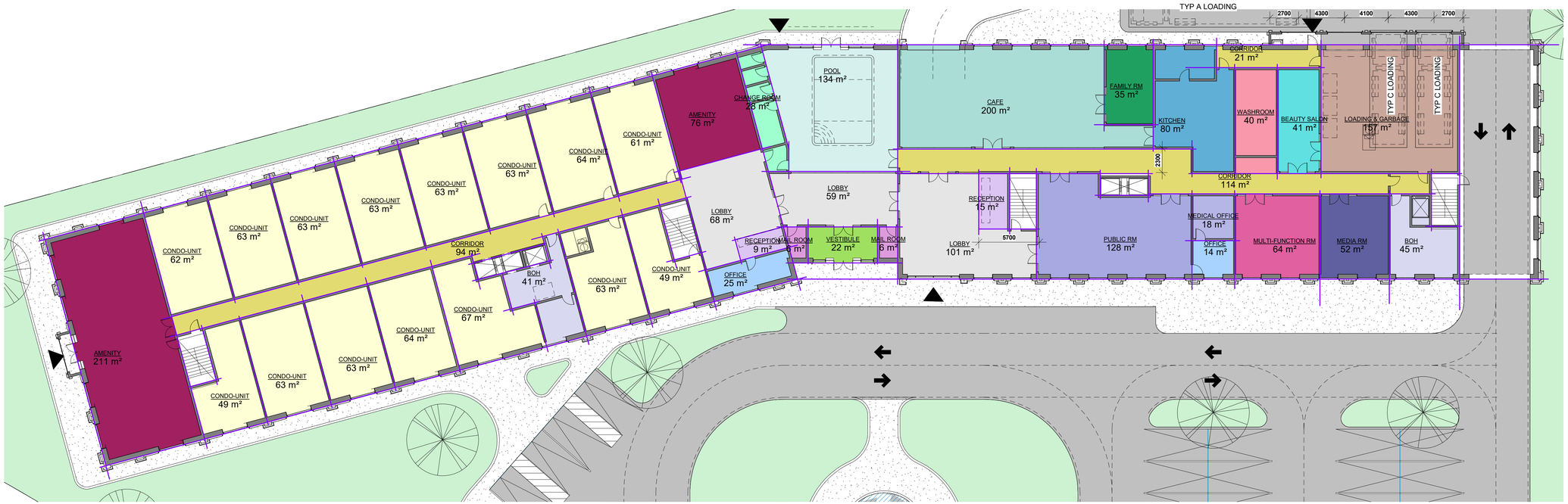

1 Level 1

1 : 200

2 Level 2 -7

1 : 200

1. ALL DIMENSIONS AND QUANTITIES OF MATERIALS ARE THE RESPONSIBILITY OF THE CONTRACTOR. AN ACCEPTABLE LEVEL OF FINISH MUST BE ACHIEVED AND APPROVED BY OWNER.

2. ALL TRADES TO VERIFY DIMENSIONS AND DATA HEREIN WITH EXISTING ON SITE.

3. REPORT ALL DISCOVERIES OF ERRORS, OMISSIONS OR DISCREPANCIES TO THE DESIGNER OR DESIGN ENGINEER AS APPLICABLE.

4. GENERAL CONTRACTOR TO PROVIDE ALL BLOCKING REQUIRED IN WALLS TO ACCOMODATE INSTALLATION OF MILLWORK, ARTWORK, FURNITURE, WASHROOM ACCESSORIES, AND EQUIPMENT.

5. MOULD RESISTANT GYPSUM BOARD IN LIEU OF GYPSUM BOARD INDICATED ON WALL SURFACES WITHIN WASHROOMS & MUDROOMS.

6. TILE BACKER BOARD TO BE USED IN LIEU OF GYPSUM BOARD INDICATED ON WALL TYPES TO EXTENT OF WALLS WHERE CERAMIC WALL TILES ARE INDICATED TO BE INSTALLED.

7. DO NOT SCALE DRAWINGS.

REVISION RECORD

No.	Description	Date
1	Issued for Draftplan	2023-09-07

ISSUE RECORD

Z Square Consulting Inc.
1100 Gordon Baker Road,
Toronto, Ontario, M2H 3B3

T 647 291 0088
E info@zsquareconsulting.com
W www.zsquareconsulting.com

GR Paradise Phase 2

A05 RETIREMENT CONDO
for
GR Group

Project Number	1 : 200 SCALE	NZ DRAWN	NZ REVIEWED

Plans

A101

Note: This drawing is the property of the Architect and may not be reproduced or
used without the expressed consent of the Architect. The Contractor is responsible
for checking and verifying all levels and dimensions and shall report all discrepancies to the Architect and obtain clarification prior to commencing work.

9/11/2023 8:05:02 PM

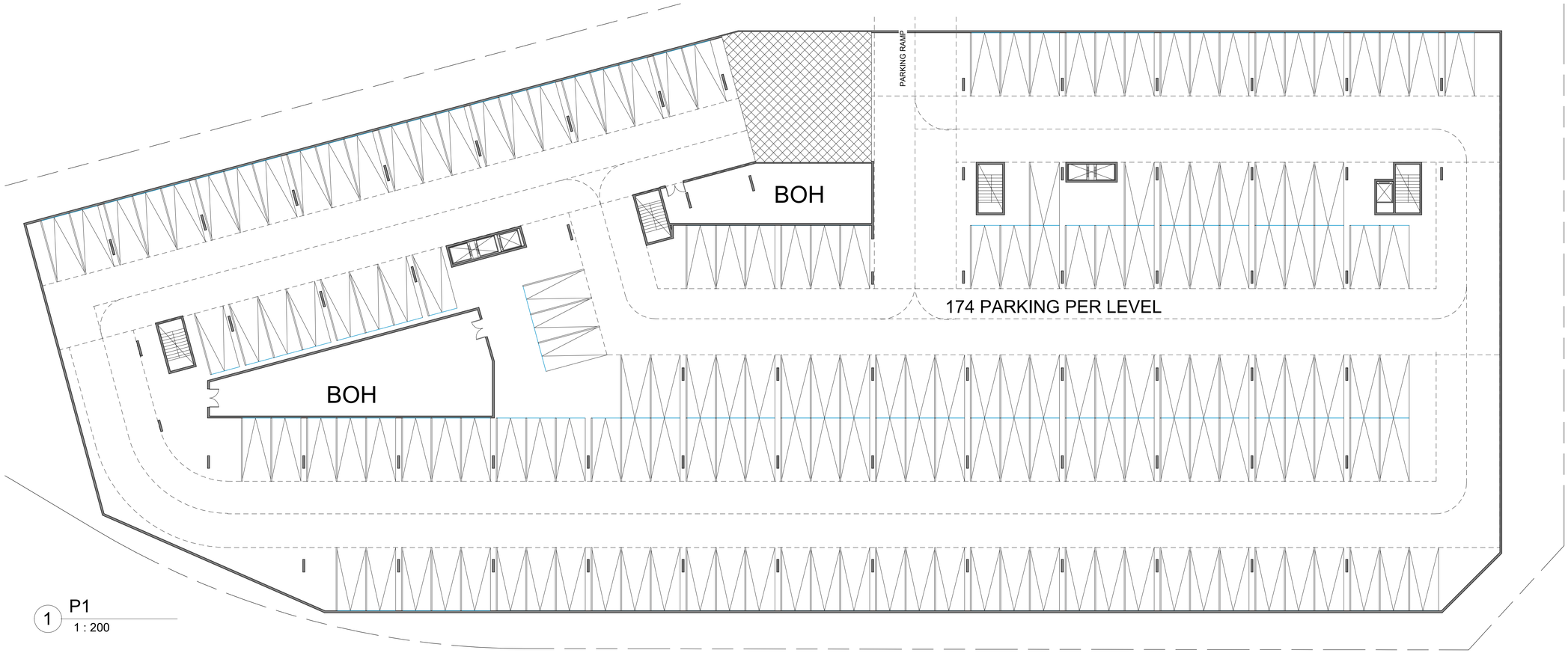

1 P1
1 : 200

GFA		
Level	Name	Area
Level 1	AMENITY	211 m²
Level 1	AMENITY	76 m²
Level 1	BEAUTY SALON	41 m²
Level 1	BOH	45 m²
Level 1	BOH	41 m²
Level 1	CAFE	200 m²
Level 1	CHANGE ROOM	28 m²
Level 1	CONDO-UNIT	63 m²
Level 1	CONDO-UNIT	63 m²
Level 1	CONDO-UNIT	61 m²
Level 1	CONDO-UNIT	63 m²
Level 1	CONDO-UNIT	63 m²
Level 1	CONDO-UNIT	62 m²
Level 1	CONDO-UNIT	63 m²
Level 1	CONDO-UNIT	49 m²
Level 1	CONDO-UNIT	63 m²
Level 1	CONDO-UNIT	63 m²
Level 1	CONDO-UNIT	64 m²
Level 1	CONDO-UNIT	49 m²
Level 1	CONDO-UNIT	67 m²
Level 1	CONDO-UNIT	64 m²
Level 1	CONDO-UNIT	63 m²
Level 1	CORRIDOR	21 m²
Level 1	CORRIDOR	114 m²
Level 1	CORRIDOR	94 m²
Level 1	FAMILY RM	35 m²
Level 1	KITCHEN	80 m²
Level 1	LOADING & GARBAGE	157 m²
Level 1	LOBBY	101 m²
Level 1	LOBBY	68 m²
Level 1	LOBBY	59 m²
Level 1	MAIL ROOM	6 m²
Level 1	MAIL ROOM	6 m²

GFA		
Level	Name	Area
Level 1	MEDIA RM	52 m²
Level 1	MEDICAL OFFICE	18 m²
Level 1	MULTI-FUNCTION RM	64 m²
Level 1	OFFICE	14 m²
Level 1	OFFICE	25 m²
Level 1	POOL	134 m²
Level 1	PUBLIC RM	128 m²
Level 1	RECEPTION	15 m²
Level 1	RECEPTION	9 m²
Level 1	VESTIBULE	22 m²
Level 1	WASHROOM	40 m²
		2820 m²

Level 2	CARE-UNIT	72 m²
Level 2	CARE-UNIT	63 m²
Level 2	CARE-UNIT	67 m²
Level 2	CARE-UNIT	35 m²
Level 2	CARE-UNIT	39 m²
Level 2	CARE-UNIT	35 m²
Level 2	CARE-UNIT	60 m²
Level 2	CARE-UNIT	63 m²
Level 2	CARE-UNIT	73 m²
Level 2	CARE-UNIT	64 m²
Level 2	CARE-UNIT	49 m²
Level 2	CARE-UNIT	67 m²
Level 2	CARE-UNIT	35 m²
Level 2	CARE-UNIT	39 m²
Level 2	CARE-UNIT	56 m²
Level 2	CARE-UNIT	36 m²
Level 2	CARE-UNIT	63 m²
Level 2	CARE-UNIT	39 m²
Level 2	CARE-UNIT	39 m²
Level 2	CARE-UNIT	49 m²
Level 2	CARE-UNIT	67 m²
Level 2	CARE-UNIT	47 m²

GFA		
Level	Name	Area
Level 2	CONDO-UNIT	60 m²
Level 2	CONDO-UNIT	60 m²
Level 2	CONDO-UNIT	60 m²
Level 2	CONDO-UNIT	60 m²
Level 2	CONDO-UNIT	60 m²
Level 2	CONDO-UNIT	60 m²
Level 2	CONDO-UNIT	60 m²
Level 2	CONDO-UNIT	60 m²
Level 2	CONDO-UNIT	88 m²
Level 2	CONDO-UNIT	79 m²
Level 2	CONDO-UNIT	44 m²
Level 2	CONDO-UNIT	60 m²
Level 2	CONDO-UNIT	89 m²
Level 2	CONDO-UNIT	60 m²
Level 2	CONDO-UNIT	60 m²
Level 2	CONDO-UNIT	55 m²
Level 2	CONDO-UNIT	55 m²
Level 2	CONDO-UNIT	79 m²
Level 2	CONDO-UNIT	46 m²
Level 2	CONDO-UNIT	53 m²
Level 2	CORRIDOR	102 m²
Level 2	CORRIDOR	94 m²
		2563 m²

Level 3	CARE-UNIT	72 m²
Level 3	CARE-UNIT	63 m²
Level 3	CARE-UNIT	67 m²
Level 3	CARE-UNIT	35 m²
Level 3	CARE-UNIT	39 m²
Level 3	CARE-UNIT	35 m²
Level 3	CARE-UNIT	60 m²
Level 3	CARE-UNIT	63 m²
Level 3	CARE-UNIT	73 m²
Level 3	CARE-UNIT	64 m²
Level 3	CARE-UNIT	49 m²
Level 3	CARE-UNIT	67 m²

GFA		
Level	Name	Area
Level 3	CARE-UNIT	35 m²
Level 3	CARE-UNIT	39 m²
Level 3	CARE-UNIT	56 m²
Level 3	CARE-UNIT	36 m²
Level 3	CARE-UNIT	63 m²
Level 3	CARE-UNIT	39 m²
Level 3	CARE-UNIT	39 m²
Level 3	CARE-UNIT	39 m²
Level 3	CARE-UNIT	39 m²
Level 3	CARE-UNIT	47 m²
Level 3	CONDO-UNIT	60 m²
Level 3	CONDO-UNIT	60 m²
Level 3	CONDO-UNIT	60 m²
Level 3	CONDO-UNIT	60 m²
Level 3	CONDO-UNIT	60 m²
Level 3	CONDO-UNIT	60 m²
Level 3	CONDO-UNIT	60 m²
Level 3	CONDO-UNIT	60 m²
Level 3	CONDO-UNIT	88 m²
Level 3	CONDO-UNIT	79 m²
Level 3	CONDO-UNIT	44 m²
Level 3	CONDO-UNIT	60 m²
Level 3	CONDO-UNIT	89 m²
Level 3	CONDO-UNIT	60 m²
Level 3	CONDO-UNIT	60 m²
Level 3	CONDO-UNIT	55 m²
Level 3	CONDO-UNIT	55 m²
Level 3	CONDO-UNIT	79 m²
Level 3	CONDO-UNIT	46 m²
Level 3	CONDO-UNIT	53 m²
Level 3	CORRIDOR	102 m²
Level 3	CORRIDOR	94 m²
		2563 m²

Level 4	CARE-UNIT	72 m²
Level 4	CARE-UNIT	63 m²

GFA		
Level	Name	Area
Level 4	CARE-UNIT	67 m²
Level 4	CARE-UNIT	35 m²
Level 4	CARE-UNIT	39 m²
Level 4	CARE-UNIT	35 m²
Level 4	CARE-UNIT	60 m²
Level 4	CARE-UNIT	63 m²
Level 4	CARE-UNIT	73 m²
Level 4	CARE-UNIT	64 m²
Level 4	CARE-UNIT	49 m²
Level 4	CARE-UNIT	67 m²
Level 4	CARE-UNIT	35 m²
Level 4	CARE-UNIT	39 m²
Level 4	CARE-UNIT	56 m²
Level 4	CARE-UNIT	36 m²
Level 4	CARE-UNIT	63 m²
Level 4	CARE-UNIT	39 m²
Level 4	CARE-UNIT	39 m²
Level 4	CARE-UNIT	39 m²
Level 4	CARE-UNIT	47 m²
Level 4	CONDO-UNIT	60 m²
Level 4	CONDO-UNIT	60 m²
Level 4	CONDO-UNIT	60 m²
Level 4	CONDO-UNIT	60 m²
Level 4	CONDO-UNIT	60 m²
Level 4	CONDO-UNIT	60 m²
Level 4	CONDO-UNIT	60 m²
Level 4	CONDO-UNIT	60 m²
Level 4	CONDO-UNIT	88 m²
Level 4	CONDO-UNIT	79 m²
Level 4	CONDO-UNIT	44 m²
Level 4	CONDO-UNIT	60 m²
Level 4	CONDO-UNIT	89 m²
Level 4	CONDO-UNIT	60 m²
Level 4	CONDO-UNIT	60 m²
Level 4	CONDO-UNIT	55 m²

GFA		
Level	Name	Area
Level 4	CONDO-UNIT	55 m²
Level 4	CONDO-UNIT	79 m²
Level 4	CONDO-UNIT	46 m²
Level 4	CONDO-UNIT	53 m²
Level 4	CORRIDOR	102 m²
Level 4	CORRIDOR	94 m²
		2563 m²

Level 5	CARE-UNIT	72 m²
Level 5	CARE-UNIT	63 m²
Level 5	CARE-UNIT	67 m²
Level 5	CARE-UNIT	35 m²
Level 5	CARE-UNIT	39 m²
Level 5	CARE-UNIT	35 m²
Level 5	CARE-UNIT	60 m²
Level 5	CARE-UNIT	63 m²
Level 5	CARE-UNIT	73 m²
Level 5	CARE-UNIT	64 m²
Level 5	CARE-UNIT	49 m²
Level 5	CARE-UNIT	67 m²
Level 5	CARE-UNIT	35 m²
Level 5	CARE-UNIT	39 m²
Level 5	CARE-UNIT	56 m²
Level 5	CARE-UNIT	36 m²
Level 5	CARE-UNIT	63 m²
Level 5	CARE-UNIT	39 m²
Level 5	CARE-UNIT	39 m²
Level 5	CARE-UNIT	39 m²
Level 5	CARE-UNIT	47 m²
Level 5	CONDO-UNIT	60 m²
Level 5	CONDO-UNIT	60 m²
Level 5	CONDO-UNIT	60 m²
Level 5	CONDO-UNIT	60 m²
Level 5	CONDO-UNIT	60 m²

GFA		
Level	Name	Area
Level 5	CONDO-UNIT	60 m²
Level 5	CONDO-UNIT	60 m²
Level 5	CONDO-UNIT	88 m²
Level 5	CONDO-UNIT	79 m²
Level 5	CONDO-UNIT	44 m²
Level 5	CONDO-UNIT	60 m²
Level 5	CONDO-UNIT	89 m²
Level 5	CONDO-UNIT	60 m²
Level 5	CONDO-UNIT	60 m²
Level 5	CONDO-UNIT	55 m²
Level 5	CONDO-UNIT	55 m²
Level 5	CONDO-UNIT	79 m²
Level 5	CONDO-UNIT	46 m²
Level 5	CONDO-UNIT	53 m²
Level 5	CORRIDOR	102 m²
Level 5	CORRIDOR	94 m²
		2563 m²

Level 6	CARE-UNIT	72 m²
Level 6	CARE-UNIT	63 m²
Level 6	CARE-UNIT	67 m²
Level 6	CARE-UNIT	35 m²
Level 6	CARE-UNIT	39 m²
Level 6	CARE-UNIT	35 m²
Level 6	CARE-UNIT	60 m²
Level 6	CARE-UNIT	63 m²
Level 6	CARE-UNIT	73 m²
Level 6	CARE-UNIT	64 m²
Level 6	CARE-UNIT	49 m²
Level 6	CARE-UNIT	67 m²
Level 6	CARE-UNIT	35 m²
Level 6	CARE-UNIT	39 m²
Level 6	CARE-UNIT	56 m²
Level 6	CARE-UNIT	36 m²
Level 6	CARE-UNIT	63 m²
Level 6	CARE-UNIT	39 m²

GFA		
Level	Name	Area
Level 6	CARE-UNIT	39 m²
Level 6	CARE-UNIT	39 m²
Level 6	CARE-UNIT	39 m²
Level 6	CARE-UNIT	47 m²
Level 6	CONDO-UNIT	60 m²
Level 6	CONDO-UNIT	60 m²
Level 6	CONDO-UNIT	60 m²
Level 6	CONDO-UNIT	60 m²
Level 6	CONDO-UNIT	60 m²
Level 6	CONDO-UNIT	60 m²
Level 6	CONDO-UNIT	60 m²
Level 6	CONDO-UNIT	60 m²
Level 6	CONDO-UNIT	88 m²
Level 6	CONDO-UNIT	79 m²
Level 6	CONDO-UNIT	44 m²
Level 6	CONDO-UNIT	60 m²
Level 6	CONDO-UNIT	89 m²
Level 6	CONDO-UNIT	60 m²
Level 6	CONDO-UNIT	60 m²
Level 6	CONDO-UNIT	55 m²
Level 6	CONDO-UNIT	55 m²
Level 6	CONDO-UNIT	79 m²
Level 6	CONDO-UNIT	46 m²
Level 6	CONDO-UNIT	53 m²
Level 6	CORRIDOR	102 m²
Level 6	CORRIDOR	94 m²
		2563 m²

Level 7	CARE-UNIT	72 m²
Level 7	CARE-UNIT	63 m²
Level 7	CARE-UNIT	67 m²
Level 7	CARE-UNIT	35 m²
Level 7	CARE-UNIT	39 m²
Level 7	CARE-UNIT	35 m²
Level 7	CARE-UNIT	60 m²
Level 7	CARE-UNIT	63 m²
Level 7	CARE-UNIT	73 m²

GFA		
Level	Name	Area
Level 7	CARE-UNIT	64 m²
Level 7	CARE-UNIT	49 m²
Level 7	CARE-UNIT	67 m²
Level 7	CARE-UNIT	35 m²
Level 7	CARE-UNIT	39 m²
Level 7	CARE-UNIT	56 m²
Level 7	CARE-UNIT	36 m²
Level 7	CARE-UNIT	63 m²
Level 7	CARE-UNIT	39 m²
Level 7	CARE-UNIT	39 m²
Level 7	CARE-UNIT	39 m²
Level 7	CARE-UNIT	39 m²
Level 7	CARE-UNIT	47 m²
Level 7	CONDO-UNIT	60 m²
Level 7	CONDO-UNIT	60 m²
Level 7	CONDO-UNIT	60 m²
Level 7	CONDO-UNIT	60 m²
Level 7	CONDO-UNIT	60 m²
Level 7	CONDO-UNIT	60 m²
Level 7	CONDO-UNIT	60 m²
Level 7	CONDO-UNIT	88 m²
Level 7	CONDO-UNIT	79 m²
Level 7	CONDO-UNIT	44 m²
Level 7	CONDO-UNIT	60 m²
Level 7	CONDO-UNIT	89 m²
Level 7	CONDO-UNIT	60 m²
Level 7	CONDO-UNIT	60 m²
Level 7	CONDO-UNIT	55 m²
Level 7	CONDO-UNIT	55 m²
Level 7	CONDO-UNIT	79 m²
Level 7	CONDO-UNIT	46 m²
Level 7	CONDO-UNIT	53 m²
Level 7	CORRIDOR	102 m²
Level 7	CORRIDOR	94 m²
		2563 m²
		18199 m²

1. ALL DIMENSIONS AND QUANTITIES OF MATERIALS ARE THE RESPONSIBILITY OF THE CONTRACTOR. AN ACCEPTABLE LEVEL OF FINISH MUST BE ACHIEVED AND APPROVED BY OWNER.

2. ALL TRADES TO VERIFY DIMENSIONS AND DATA HEREIN WITH EXISTING ON SITE.

3. REPORT ALL DISCOVERIES OF ERRORS, OMISSIONS OR DISCREPANCIES TO THE DESIGNER OR DESIGN ENGINEER AS APPLICABLE.

4. GENERAL CONTRACTOR TO PROVIDE ALL BLOCKING REQUIRED IN WALLS TO ACCOMODATE INSTALLATION OF MILLWORK, ARTWORK, FURNITURE, WASHROOM ACCESSORIES, AND EQUIPMENT.

5. MOULD RESISTANT GYPSUM BOARD IN LIEU OF GYPSUM BOARD INDICATED ON WALL SURFACES WITHIN WASHROOMS & MUDROOMS.

6. TILE BACKER BOARD TO BE USED IN LIEU OF GYPSUM BOARD INDICATED ON WALL TYPES TO EXTENT OF WALLS WHERE CERAMIC WALL TILES ARE INDICATED TO BE INSTALLED.

7. DO NOT SCALE DRAWINGS.

REVISION RECORD

No.	Description	Date
1	Issued for Draftplan	2023-09-07

ISSUE RECORD

Z Square Consulting Inc.
1100 Gordon Baker Road,
Toronto, Ontario, M2H 3B3
T 647 291 0088
E info@zsquareconsulting.com
W www.zsquareconsulting.com

GR Paradise Phase 2

A05 RETIREMENT CONDO
for
GR Group

Project Number
1 : 200
SCALE
Author
DRAWN
Checker
REVIEWED

Plans

A102

Note: This drawing is the property of the Architect and may not be reproduced or
used without the expressed consent of the Architect. The Contractor is responsible
for checking and verifying all levels and dimensions and shall report all discrepancies to the Architect and obtain clarification prior to commencing work.

9/11/2023 8:08:02 PM

1 North Elevation
1 : 200

2 South Elevation
1 : 200

1. ALL DIMENSIONS AND QUANTITIES OF MATERIALS ARE THE RESPONSIBILITY OF THE CONTRACTOR. AN ACCEPTABLE LEVEL OF FINISH MUST BE ACHIEVED AND APPROVED BY OWNER.

2. ALL TRADES TO VERIFY DIMENSIONS AND DATA HEREIN WITH EXISTING ON SITE.

3. REPORT ALL DISCOVERIES OF ERRORS, OMISSIONS OR DISCREPANCIES TO THE DESIGNER OR DESIGN ENGINEER AS APPLICABLE.

4. GENERAL CONTRACTOR TO PROVIDE ALL BLOCKING REQUIRED IN WALLS TO ACCOMODATE INSTALLATION OF MILLWORK, ARTWORK, FURNITURE, WASHROOM ACCESSORIES, AND EQUIPMENT.

5. MOULD RESISTANT GYPSUM BOARD IN LIEU OF GYPSUM BOARD INDICATED ON WALL SURFACES WITHIN WASHROOMS & MUDROOMS.

6. TILE BACKER BOARD TO BE USED IN LIEU OF GYPSUM BOARD INDICATED ON WALL TYPES TO EXTENT OF WALLS WHERE CERAMIC WALL TILES ARE INDICATED TO BE INSTALLED.

7. DO NOT SCALE DRAWINGS.

REVISION RECORD

No.	Description	Date
1	Issued for Draftplan	2023-09-07

ISSUE RECORD

Z Square Consulting Inc.
1100 Gordon Baker Road,
Toronto, Ontario, M2H 3B3
T 647 291 0088
E info@zsquareconsulting.com
W www.zsquareconsulting.com

GR Paradise Phase 2

A05 RETIREMENT CONDO
for
GR Group

Project Number	1 : 200 SCALE	Author	Checke
		DRAWN	REVIEWED

Elevation

A201

Note: This drawing is the property of the Architect and may not be reproduced or
used without the expressed consent of the Architect. The Contractor is responsible
for checking and verifying all levels and dimensions and shall report all discrepancies to the Architect and obtain clarification prior to commencing work.

9/11/2023 8:08:17 PM

1 East Elevation
1 : 200

2 West Elevation
1 : 200

1. ALL DIMENSIONS AND QUANTITIES OF MATERIALS ARE THE RESPONSIBILITY OF THE CONTRACTOR. AN ACCEPTABLE LEVEL OF FINISH MUST BE ACHIEVED AND APPROVED BY OWNER.

2. ALL TRADES TO VERIFY DIMENSIONS AND DATA HEREIN WITH EXISTING ON SITE.

3. REPORT ALL DISCOVERIES OF ERRORS, OMISSIONS OR DISCREPANCIES TO THE DESIGNER OR DESIGN ENGINEER AS APPLICABLE.

4. GENERAL CONTRACTOR TO PROVIDE ALL BLOCKING REQUIRED IN WALLS TO ACCOMODATE INSTALLATION OF MILLWORK, ARTWORK, FURNITURE, WASHROOM ACCESSORIES, AND EQUIPMENT.

5. MOULD RESISTANT GYPSUM BOARD IN LIEU OF GYPSUM BOARD INDICATED ON WALL SURFACES WITHIN WASHROOMS & MUDROOMS.

6. TILE BACKER BOARD TO BE USED IN LIEU OF GYPSUM BOARD INDICATED ON WALL TYPES TO EXTENT OF WALLS WHERE CERAMIC WALL TILES ARE INDICATED TO BE INSTALLED.

7. DO NOT SCALE DRAWINGS.

REVISION RECORD

No.	Description	Date
1	Issued for Draftplan	2023-09-07

ISSUE RECORD

Z Square Consulting Inc.
1100 Gordon Baker Road,
Toronto, Ontario, M2H 3B3

T 647 291 0088
E info@zsquareconsulting.com
W www.zsquareconsulting.com

GR Paradise Phase 2

A05 RETIREMENT CONDO
for
GR Group

Project Number
1 : 200
SCALE
Author
DRAWN
Checke
REVIEWED

Elevation

A202

Note: This drawing is the property of the Architect and may not be reproduced or
used without the expressed consent of the Architect. The Contractor is responsible
for checking and verifying all levels and dimensions and shall report all discrepancies to the Architect and obtain clarification prior to commencing work.

9/11/2023 8:08:36 PM