

# GALE CENTRE RETURN TO PLAY



UPDATED AUGUST 29, 2020

## CONTENTS

PG 2 - ARENA RENTAL REMINDERS

PG 7 -

MASK REQUIREMENTS

PG 3-6 - RINK DIRECTIONS & CHANGE  
ROOM CAPACITIES

PG 8 -

CITY OF NIAGARA FALLS SELF  
SCREENING APP

If you have any questions or concerns, please contact Rob McDonald  
at 905-356-7521 Ext. 3340 or [rmcdonald@niagarafalls.ca](mailto:rmcdonald@niagarafalls.ca)

## ARENA RENTAL REMINDERS

(UPDATED AUGUST 28/20)

**SELF SCREENING - PLEASE DO NOT ENTER IF YOU FEEL UNWELL  
OR HAVE BEEN IN CONTACT WITH A CONFIRMED CASE OF COVID-19**

- Maximum of 50 people allowed in each rink - this includes participants, spectators, coaches, referees etc. We expect the organizer of each ice hour to enforce this within your group
- Rink #1 & #3 rentals must use front doors off of Thorold Stone Road
- Rink #2 & #4 rentals must use back doors off of Fourth Avenue
- Change rooms will be open but showers are still closed
- Change rooms are accessible 15 minutes prior to your rental and you must vacate the room 15 minutes after your rental - this is an important piece to the City having the appropriate time to clean and disinfect rooms. Groups that do not follow these guidelines risk having their ice contract canceled
- Room keys will be left in the door for you rather than picking up from the arena administration desk. Please leave the key in the door after your rental. Arena staff will disinfect the keys in between each rental
- Each change room has a maximum occupancy that is identified on each door. The number was determined based on being able to physically distance (6 feet) from others
- Chairs/Benches will remain available in hallway as additional skate tying spaces
- The City of Niagara Falls continues to focus on increased cleaning and disinfecting protocols
- All spectators must remain inside each rink, limited seating will be available inside the rink to reduce the amount of cleaning and disinfecting required. The main corridor continues to be closed for spectators, please dress warm for the cold temperatures
- Masks are required for everyone inside the Gale Centre up until the time that the participant puts their helmet on to enter the ice. Masks are required inside the change rooms as well

## THANK YOU FOR YOUR COOPERATION

NIAGARAFALLS.CA/COVID19

FOR MORE INFORMATION PLEASE CONTACT 905-356-7521 EXT. 3340





Thorold Stone Rd

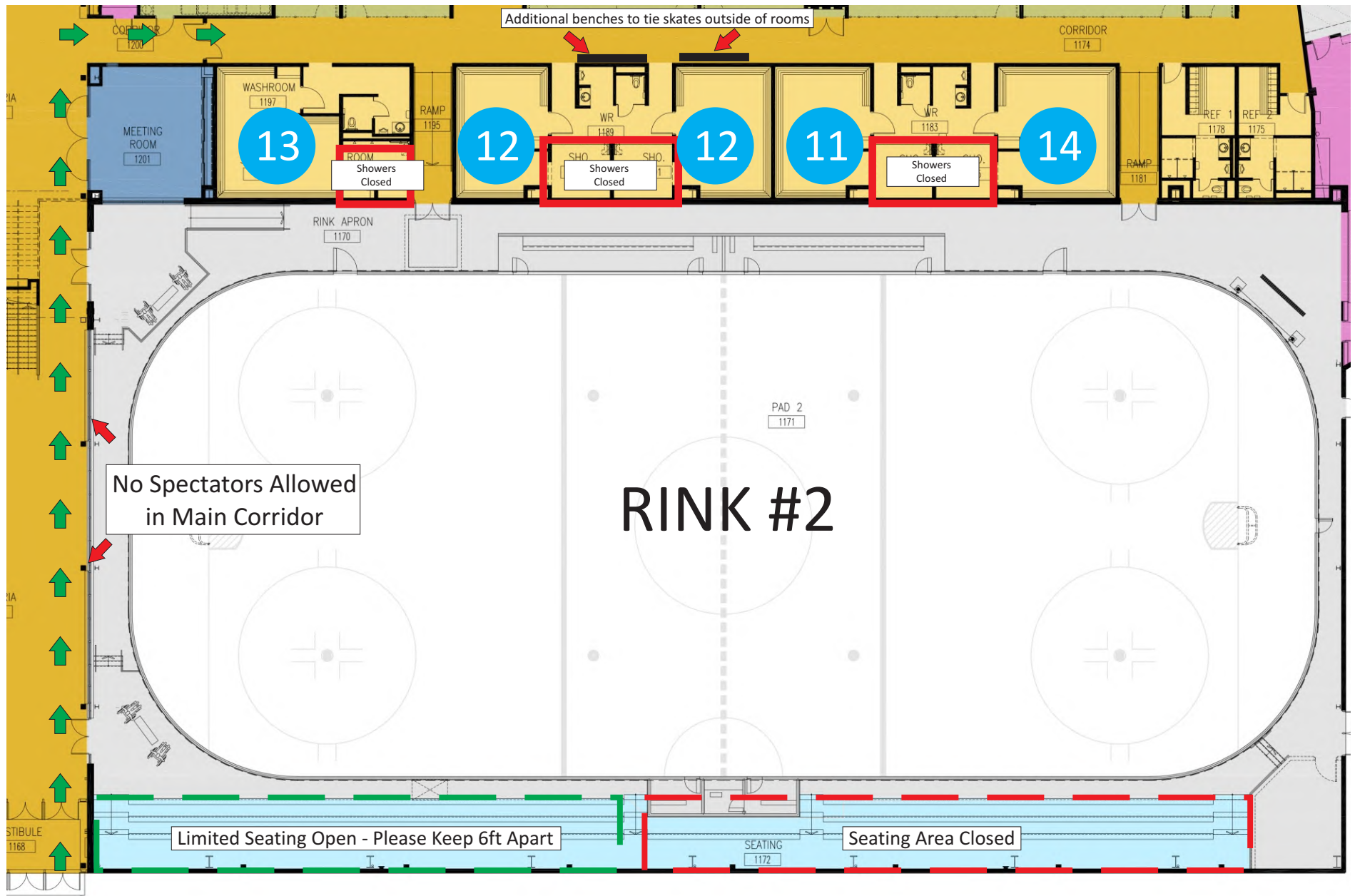
(Rink #1 rentals have to park in front parking lot)

## Gale Centre - Rink #1 (COVID 19)



= maximum occupancy in each change room

## Gale Centre - Rink #2 (COVID 19)



 = maximum occupancy in each change room


Fourth Avenue ➡  
(Rink #2 & #4 rentals have to park in back parking lot)

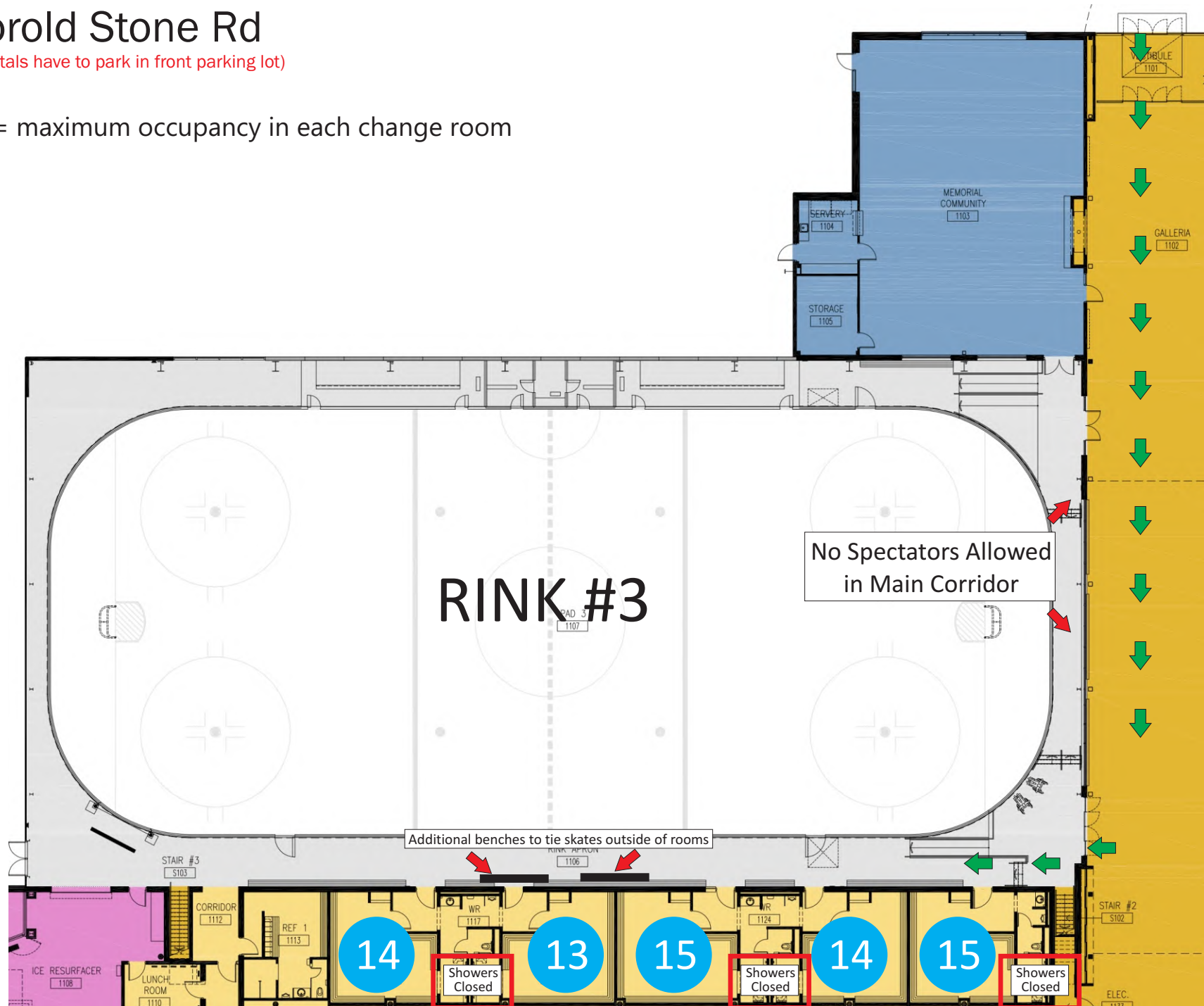


# Gale Centre - Rink #3 (COVID 19)

Thorold Stone Rd

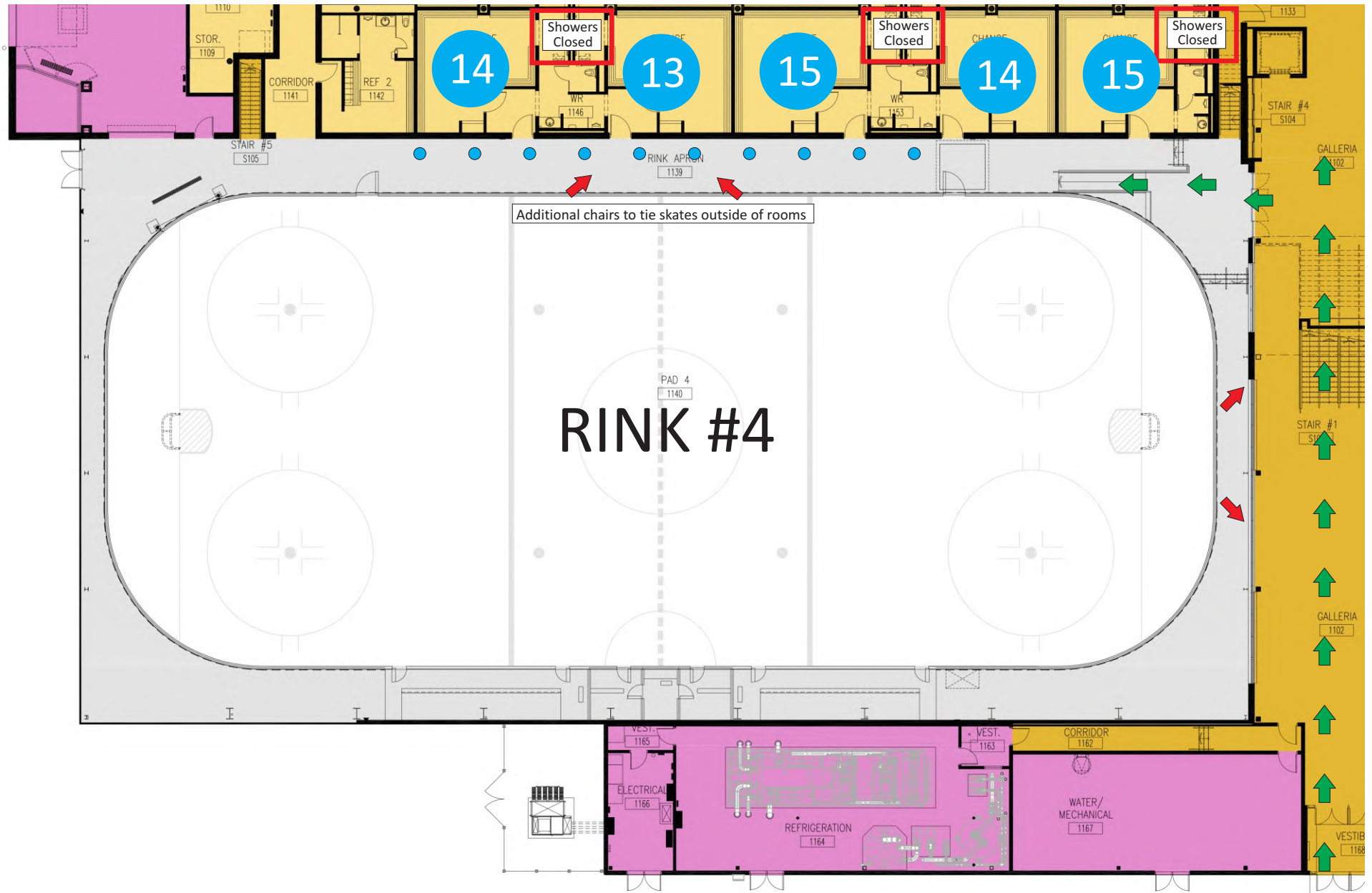
(Rink #3 rentals have to park in front parking lot)

 = maximum occupancy in each change room





# Gale Centre - Rink #4 (COVID 19)




Fourth Avenue ➡

(Rink #2 & #4 rentals have to park in back parking lot)



= maximum occupancy in each change room

# **MASK REQUIRED**



**Protect each other  
Wear a face covering  
Cover your nose, mouth, and chin  
Required by the Face Covering By-law**

**Does not apply to children under the age of five  
and those who are unable to wear a face covering  
as a result of a medical condition or a disability.**

**A face covering or mask can be cloth (non-medical) or disposable**

**[niagararegion.ca/COVID19](https://niagararegion.ca/COVID19)**

**Niagara  Region**

  
**Niagara Falls**  
CANADA

# THE CITY OF NIAGARA FALLS **SELF SCREENING APP** **STOP!**

**FOR THE SAFETY OF EVERYONE,  
PLEASE COMPLETE OUR  
COVID-19 SELF SCREEN TEST  
FOR EMPLOYEES AND VISITORS  
TO THE GALE CENTRE BY USING  
YOUR SMARTPHONE AND  
FOLLOWING THE INSTRUCTIONS  
BELOW:**



**1. OPEN YOUR SMARTPHONE'S  
CAMERA APP.**

**2. HOLD YOUR PHONE UP TO THIS IMAGE AS  
THOUGH YOU WERE GOING TO TAKE A PHOTO OF IT.**

**3. A LINK TO A WEBSITE WILL APPEAR IN A BOX  
NEAR THE TOP OF YOUR PHONE'S SCREEN. [TAP THE LINK.](#)**

**4. COMPLETE THE SHORT SCREENING TOOL AND FOLLOW  
THE INSTRUCTIONS THAT IT PROVIDES.**

