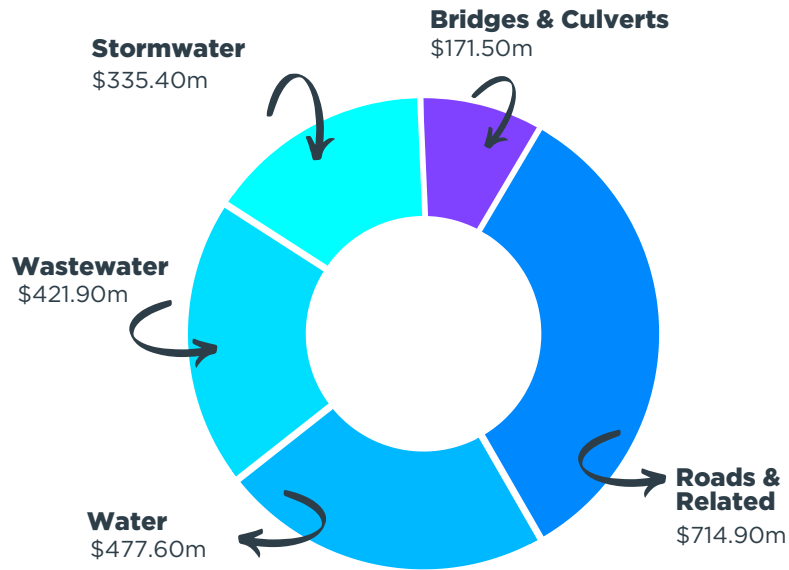


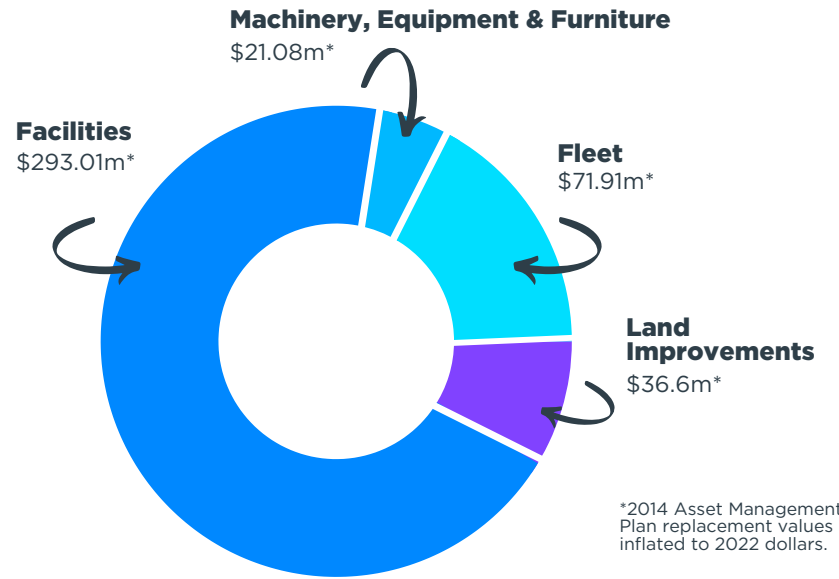
## CORE ASSETS

REPLACEMENT VALUE (millions)



## NON-CORE ASSETS

REPLACEMENT VALUE (millions)



\*2014 Asset Management Plan replacement values inflated to 2022 dollars.

The City's total core asset replacement value is approximately **\$2.5 billion**.

## ASSET AGE

Many of the City's core assets still have greater than 60% life left remaining based on the age of the asset.



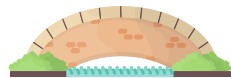
**Roads & Related**

**42.5**  
years remaining



**Water**

**30.9**  
years remaining




**Bridges & Culverts**

**51**  
years remaining



**Wastewater**

**44.7**  
years remaining



**Stormwater**

**28.5**  
years remaining

An average of **77%** or **\$1.64 billion** of the City's core assets are in **fair or better condition**.

## BUDGET FACTS

Currently the City invests close to **\$25** million dollars annually to maintain its core assets.

➤ The City should be investing closer to **\$32.7** million dollars annually.

Annual infrastructure re-investment GAP of **\$7.8** million.

The City has an infrastructure backlog of **\$58** million.

➤ The backlog is made up of assets that have reached or exceeded their estimated service lives.

